

# **Maine Emergency Medical Services 2018 Statewide EMS Data Report**



This data was assembled under the Maine EMS for Children Grant  
by Marc Minkler, EMS-C Program Manager

August 12, 2019

# **CONTENTS**

Definitions	<b>3</b>
 <b><u>EMS Personnel</u></b>	
License Level	4
Gender	4
Age	5
County & License Level	6
 <b><u>EMS Agencies</u></b>	
County & Type	8
Number of Transport, Non-Transport & Air	8
Organizational Type	8
 <b><u>Hospitals</u></b>	
Number & Type of Transports	52
 <b><u>Responses By:</u></b>	
Adult Top Transport Destinations	21
Age	10
Busiest Transporting Services	27
Busiest Non-Transporting Services	27
Care Level	17
County & Month (Pediatric)	18
County vs. Population	16
County	14
Day of the Week	11
Disposition	17
Emergency Transports by Month	15
Individual Services	35
Initial EKGs	33
Maine EMS Region	14
Month	11
Non-Emergency Transports by Month	15
Organization Type	14
Patient Gender	13
Pediatric Top Transport Destinations	21
Primary Impressions	22
Procedures & Medications	28
Scene Location By State	10
Staffing Level	12
Time of Day	12
Transport Destinations	19
Type of Response & Month	9

# Definitions

## Types of Services

*Transporting* – An ambulance that is ground based and capable of transporting at least one patient.

*Non-Transporting* – A first response service that provides care on scene but does not have transport capabilities. Utilizes a partnership with a transporting service during response and care.

*Aeromedical* – a helicopter or fixed wing aircraft specially designed to transport patients at greater speeds and distances.

## Levels of Care

*ALS* – Advanced Life Support – Staffing, medical interventions and care by an Advanced EMT or Paramedic

*BLS* – Basic Life Support – Staffing, medical interventions and care by an EMT, Advanced EMT or Paramedic

*IFT* – Interfacility Transport (or Transfer) – EMS care and transport of a patient between two medical care facilities (i.e. a skilled nursing care facility and a hospital). Typically, a non-emergency transport, although some emergency transports do occur.

*PIFT* – Paramedic interfacility Transport - EMS care and transport of a patient between two medical care facilities at the paramedic level (i.e. a smaller community hospital and a larger hospital). The paramedic has received specialized advanced training, extending their scope to manage established interventions and medications not used in 911 emergency medical responses. The service must also be a PIFT service. The patient must be stable with no expected deterioration during transport.

*SCT* – Specialty Care Transport - EMS care and transport of a patient between two medical care facilities (i.e. a smaller community hospital and a larger hospital) with the additional staffing of an RN, physician, advanced care provider or other hospital provider on the ambulance during the entire transport. The patient may or may not be considered “stable”.

## License Levels

*EMR* – Emergency Medical Responder – Much of the same skills as an EMT without transport capabilities.

*EMT* – Emergency Medical Technician – the minimum level required for a transporting EMS agency. Demonstrates competency in assessing a patient, handling emergencies utilizing Basic Life Support equipment and procedures; perform CPR, control hemorrhage, provide non-invasive shock treatment, fracture and spinal stabilization, manage environmental emergencies, emergency childbirth, and use of semi-automatic defibrillator (AED).

*Advanced EMT (AEMT)* – Demonstrates competency in performing all of the EMT skills and competency in performing advanced life support airway techniques such as IV/IO therapy, cardiac monitoring/defibrillation, administration of medications and any other approved practices.

*Paramedic* - Must be capable of performing all of the above EMR, EMT, and AEMT skills. Capable of performing chest decompression, surgical cricothyrotomy, ACLS interventions and any other approved practices. The Paramedic is the highest level of prehospital licensure.

*EMD* – Emergency Medical Dispatcher - dispatch life support activities that includes professional and compassionate caller interrogation, detection and response to potential hazards, the provision of pre-arrival instructions and relay of relevant information accurately and completely

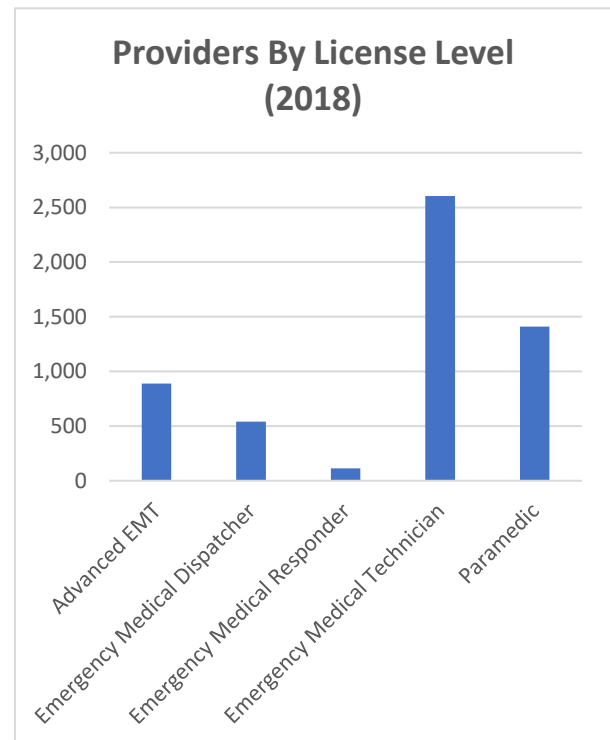
### Maine EMS Run Data (2018)

The following data was generated through the work of the Maine EMS for Children program. Within the report is a snapshot of 2018 data of 278,220 EMS responses statewide. These responses and the care delivered to patients throughout Maine were done through the efforts of 5,557 licensed EMS providers and the 276 EMS services statewide. In 2019, EMS services throughout Maine, as well as throughout the United States, will be surveyed on pediatric training, quality assurance and resources. Pediatric patients are defined as 18 years old and younger. The information presented here is to assist agencies in that survey and allow for better reporting. As an additional benefit, agencies and interested stakeholders may find value in this report with the additional data provided.

Data was obtained through the Maine EMS statewide patient care run reporting system Maine EMS & Fire Incident Reporting System (MEFIRS) as well as from the previous reporting system Maine EMS Run Reports (MEMSRR) for services that were still transitioning to MEFIRS. Data accuracy is based on the submission by EMS agencies and EMS providers in Maine. Fields listed as “(blank)” had no data values entered in that field. Please also note that the number of personnel and services are dynamic. Several services listed in this data are no longer active (Aroostook Critical Care Transport, Arthur Jewel Health Center, County Ambulance Service, and Tri-Town Ambulance Service) or have changed names (American Ambulance Service is now Stewart’s Ambulance and Capital Ambulance is now Northern Light Medical Transport).

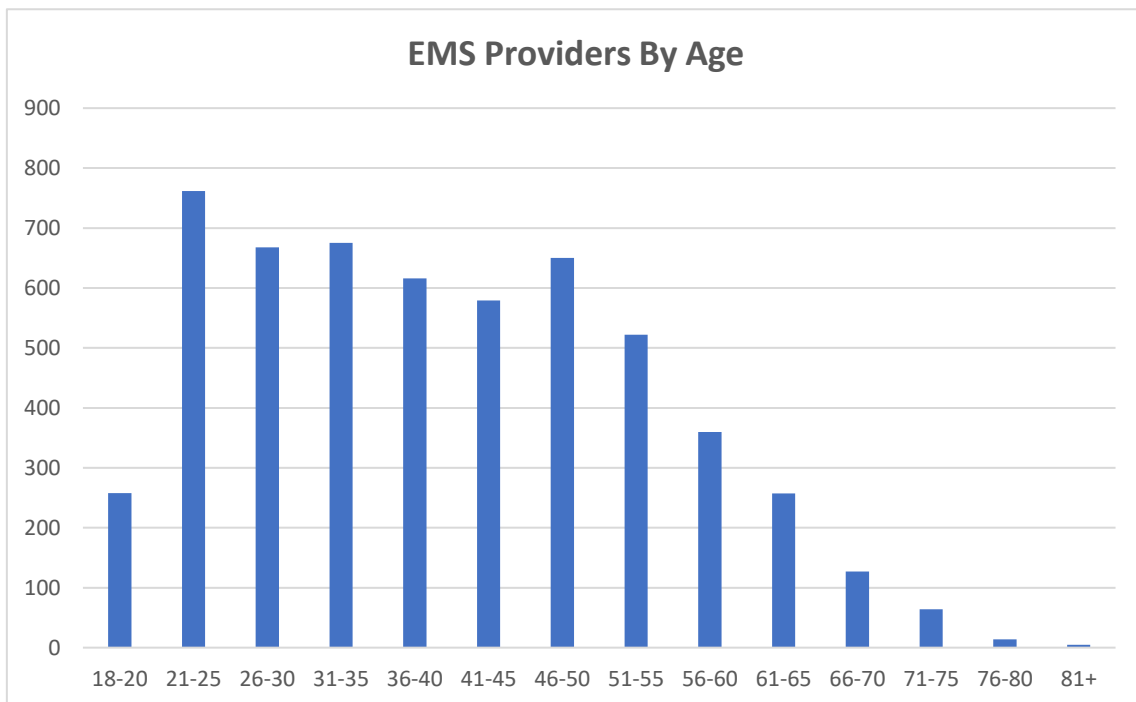

## Personnel

License Level	Providers
Advanced EMT	890
Emergency Medical Dispatcher	537
Emergency Medical Responder	108
Emergency Medical Technician	2,614
Paramedic	1,408
<b>Grand Total</b>	<b>5,557</b>



License Level By Gender	Providers
<b>Female</b>	<b>1,785</b>
Advanced EMT	247
Emergency Medical Dispatcher	298
Emergency Medical Responder	22
Emergency Medical Technician	921
Paramedic	297
<b>Male</b>	<b>3,772</b>
Advanced EMT	643
Emergency Medical Dispatcher	239
Emergency Medical Responder	86
Emergency Medical Technician	1,693
Paramedic	1,111
<b>Grand Total</b>	<b>5,557</b>

<b>EMS Providers By Age</b>	
<b>Age</b>	<b>Providers</b>
18-20	258
21-25	762
26-30	668
31-35	675
36-40	616
41-45	579
46-50	650
51-55	522
56-60	360
61-65	257
66-70	127
71-75	64
76-80	14
81+	5
<b>Total</b>	<b>5,557</b>



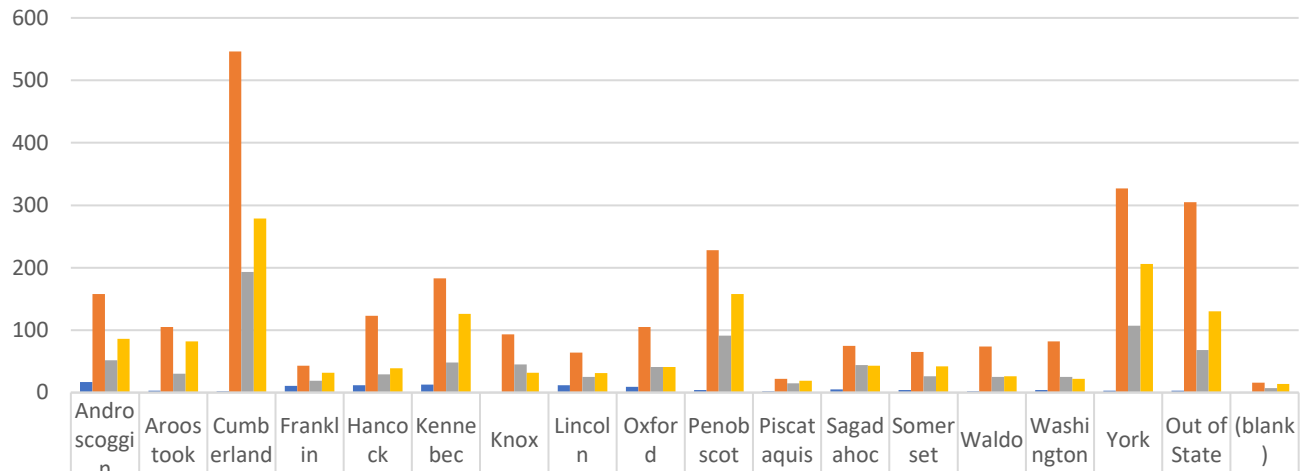
**EMS Providers By County and License Level**

County	Field Providers				Total Field Providers	Emergency Communications	Grand Total
	EMR	EMT	AEMT	Paramedic		EMD	
Androscoggin	17	158	52	86	313	53	366
Aroostook	3	105	30	82	220	9	229
Cumberland	2	546	193	279	1,020	103	1,123
Franklin	11	43	19	32	105	17	122
Hancock	12	123	29	39	203	12	215
Kennebec	13	183	48	126	370	35	405
Knox	1	93	45	32	171	15	186
Lincoln	12	64	25	31	132	16	148
Oxford	9	105	41	41	196	25	221
Penobscot	4	228	91	158	481	61	542
Piscataquis	2	22	15	19	58	11	69
Sagadahoc	5	75	44	43	167	16	183
Somerset	4	65	26	42	137	18	155
Waldo	2	74	25	26	127	19	146
Washington	4	82	25	22	133	22	155
York	3	327	107	206	643	98	741
Out of State	3	305	68	130	506	3	509
(blank)	1	16	7	14	38	4	42
<b>Grand Total</b>	<b>108</b>	<b>2,614</b>	<b>890</b>	<b>1,408</b>	<b>5,020</b>	<b>537</b>	<b>5,557</b>

**EMS Instructors By County and License Level**

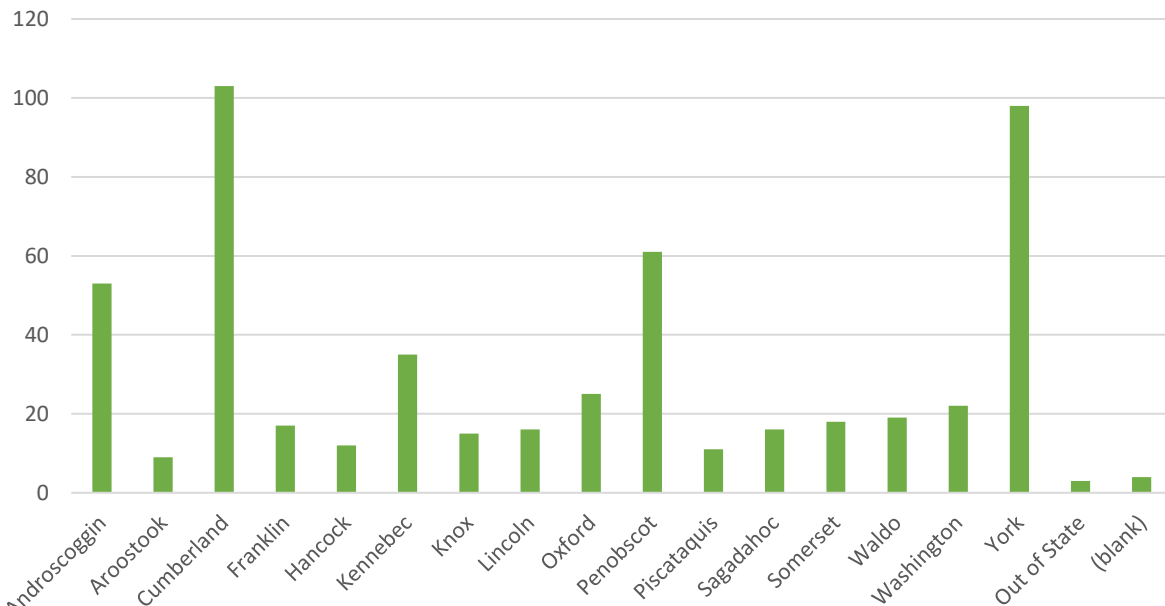
County	Instructor Coordinator			Grand Total
	I/C - EMT	I/C - AEMT	I/C - Paramedic	
Androscoggin	0	1	11	12
Aroostook	2	3	13	18
Cumberland	4	3	38	45
Franklin	0	0	5	5
Hancock	1	0	6	7
Kennebec	4	1	12	17
Knox	0	0	3	3
Lincoln	0	1	2	3
Oxford	1	1	5	7
Penobscot	6	2	15	23
Piscataquis	0	0	1	1
Sagadahoc	1	3	8	12
Somerset	2	0	2	4
Waldo	3	1	4	8
Washington	1	0	2	3
York	5	6	22	33
Out of State	0	2	3	5
(blank)	1	0	2	3
<b>Grand Total</b>	<b>31</b>	<b>24</b>	<b>154</b>	<b>209</b>

## EMS Field Providers By County and License Level



	Androscoggin	Aroostook	Cumberland	Franklin	Hancock	Kennebec	Knox	Lincoln	Oxford	Penobscot	Piscataquis	Sagadahoc	Somerset	Waldo	Washington	York	Out of State	(blank)
EMR	17	3	2	11	12	13	1	12	9	4	2	5	4	2	4	3	3	1
EMT	158	105	546	43	123	183	93	64	105	228	22	75	65	74	82	327	305	16
AEMT	52	30	193	19	29	48	45	25	41	91	15	44	26	25	25	107	68	7
Paramedic	86	82	279	32	39	126	32	31	41	158	19	43	42	26	22	206	130	14

## EMD Licenses By County



# EMS Agencies

## *EMS Services By Organizational Type*

Organization Type	Services
College/Educational Institution	3
Community – Non-Profit	41
Fire Department	166
Governmental, Non-Fire	40
Hospital	12
Private - Non-Hospital	12
Tribal	2
<b>Grand Total</b>	<b>276</b>

60 % of Maine EMS services are fire department based

## *EMS Services By County and Type*

County	Transporting Services	Non-Transporting Services	Air Services
Androscoggin	7	9	1*
Aroostook	9	2	1
Cumberland	29	5	0
Franklin	1	9	0
Hancock	10	11	0
Kennebec	6	11	0
Knox	9	1	0
Lincoln	4	8	0
Oxford	8	7	0
Penobscot	17	21	1*
Piscataquis	3	5	0
Sagadahoc	6	4	0
Somerset	6	9	0
Waldo	10	1	0
Washington	10	4	0
York	24	5	1*
Out of State	3	0	0
<b>Grand Total</b>	<b>162</b>	<b>112</b>	<b>4</b>

\*Note: 1 Air Service is in 3 locations

## *EMS Services Statewide*

Type	Services
Ground Transporting Services	162
Non-Transporting Services	112
Aeromedical Services	2
<b>Grand Total</b>	<b>276</b>

## EMS Responses

### *EMS Responses By Type & Month*

Type of Response	January	February	March	April	May	June
911 Response (Scene)	14,402	12,938	13,308	13,090	14,106	14,094
Community Paramedicine	183	183	207	191	166	126
Emergency Response	2,617	2,165	2,219	2,223	2,292	2,255
Intercept	227	193	177	192	177	208
Interfacility Transfer	2,429	2,099	1,746	822	876	707
Interfacility Transport	2,682	2,482	2,608	2,828	2,930	2,952
Medical Transport	1,179	999	1,293	1,922	1,906	1,729
Mutual Aid	127	120	111	135	144	148
PIFT (Paramedic Interfacility Transfer)	309	288	280	268	294	287
Public Assistance/Other Not Listed	169	137	161	158	169	173
Specialty Care Transport	56	71	67	74	64	69
Standby	197	128	130	139	181	186
(blank)	16	28	48	66	55	65
<b>Grand Total</b>	<b>24,593</b>	<b>21,831</b>	<b>22,355</b>	<b>22,108</b>	<b>23,360</b>	<b>22,999</b>

Type of Response	July	August	September	October	November	December	Grand Total
911 Response (Scene)	16,324	17,439	15,985	15,867	15,198	15,838	<b>178,589</b>
Community Paramedicine	126	145	119	155	135	121	<b>1,857</b>
Emergency Response	1,735	433	407	329	338	425	<b>17,438</b>
Intercept	255	258	224	197	173	198	<b>2,479</b>
Interfacility Transfer	437	486	429	349	276	436	<b>11,092</b>
Interfacility Transport	3,449	3,593	3,358	3,500	3,309	3,421	<b>37,112</b>
Medical Transport	1,636	1,732	1,630	1,747	1,556	1,458	<b>18,787</b>
Mutual Aid	181	184	136	120	132	138	<b>1,676</b>
PIFT (Paramedic Interfacility Transfer)	287	297	297	266	264	246	<b>3,383</b>
Public Assistance/Other Not Listed	177	214	179	198	188	170	<b>2,093</b>
Specialty Care Transport	108	109	94	96	100	103	<b>1,011</b>
Standby	173	213	223	171	127	153	<b>2,021</b>
(blank)	58	60	69	72	73	72	<b>682</b>
<b>Grand Total</b>	<b>24,946</b>	<b>25,163</b>	<b>23,150</b>	<b>23,067</b>	<b>21,869</b>	<b>22,779</b>	<b>278,220</b>

**EMS Responses By Patient Age**

Age	Patients
1-30 days	722
1-11 months	1,076
1-5 years	2,734
6-10 years	2,014
11-15 years	3,908
16-20 years	7,751
21-25 years	7,837
26-30 years	8,549
31-35 years	9,099
36-40 years	8,529
41-45 years	8,408
46-50 years	11,463
51-55 years	15,824
56-60 years	19,109
61-65 years	20,904
66-70 years	23,345
71-75 years	24,906
76-80 years	22,275
81-85 years	22,636
86-90 years	20,175
91-95 years	11,426
95-100 years	3,078
101+ years	372
(blank)	22,080
<b>Grand Total</b>	<b>278,220</b>

The 3 busiest days of 2018 were

December 28: 962 responses

January 9: 949 responses

October 9: 936 responses

Maine averaged  
762 EMS  
responses per  
day for 2018

**Patient Scene Location By State**

State	Responses
ME	274,357
MA	72
NH	858
NY	3
VT	2
Canada	3
Other State	4
(blank)	2,921
<b>Grand Total</b>	<b>278,220</b>

The 3 slowest

days of 2018 were

Thanksgiving: 526 responses

Christmas: 552 responses

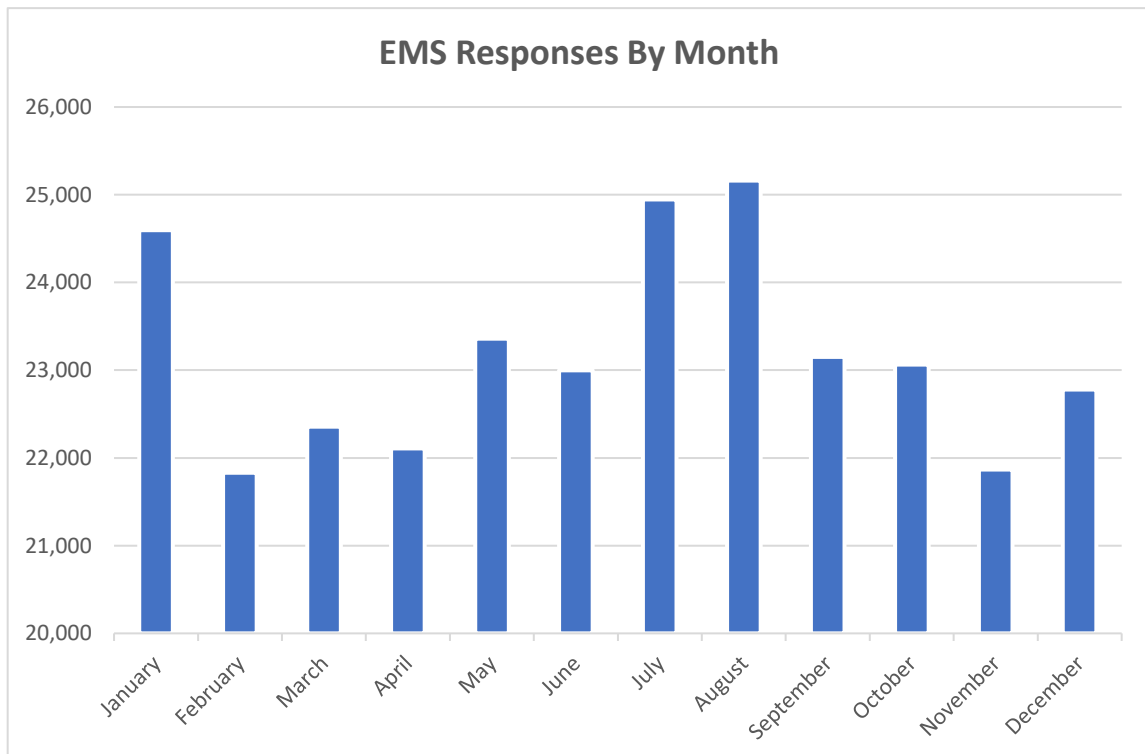
March 4: 554 responses

*EMS Responses By Day of Week*

Day	Responses
Sunday	33,082
Monday	41,824
Tuesday	40,779
Wednesday	42,120
Thursday	40,801
Friday	43,476
Saturday	36,138
<b>Grand Total</b>	<b>278,220</b>

*EMS Responses By Month*

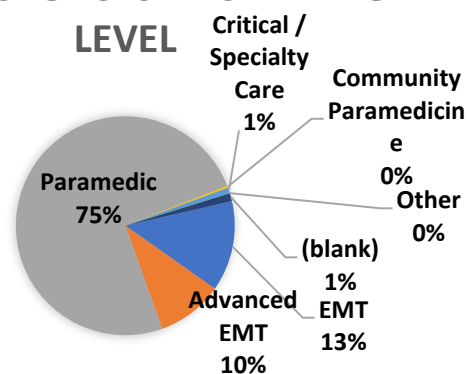
Month	Responses
January	24,595
February	21,831
March	22,355
April	22,108
May	23,360
June	22,999
July	24,946
August	25,163
September	23,150
October	23,065
November	21,869
December	22,779
<b>Grand Total</b>	<b>278,220</b>



### EMS Responses By Staffing Level

Response Level	Responses
EMT	37,191
Advanced EMT	27,166
Paramedic	207,386
Community Paramedicine	807
Critical / Specialty Care	2,252
Other	130
(blank)	3,288
<b>Grand Total</b>	<b>278,220</b>

### EMS RESPONSES BY STAFFING



### EMS Responses By Time of Day

Time of Day	Responses
0000-0059	6,069
0100-0159	5,635
0200-0259	4,845
0300-0359	4,490
0400-0459	4,583
0500-0559	5,313
0600-0659	6,977
0700-0759	10,035
0800-0859	13,023
0900-0959	15,882
1000-1059	17,707
1100-1159	17,815
1200-1259	18,013
1300-1359	18,492
1400-1459	18,577
1500-1559	17,790
1600-1659	16,244
1700-1759	14,356
1800-1859	13,186
1900-1959	12,399
2000-2059	11,317
2100-2159	9,695
2200-2259	8,411
2300-2359	7,064
(blank)	302
<b>Grand Total</b>	<b>278,220</b>

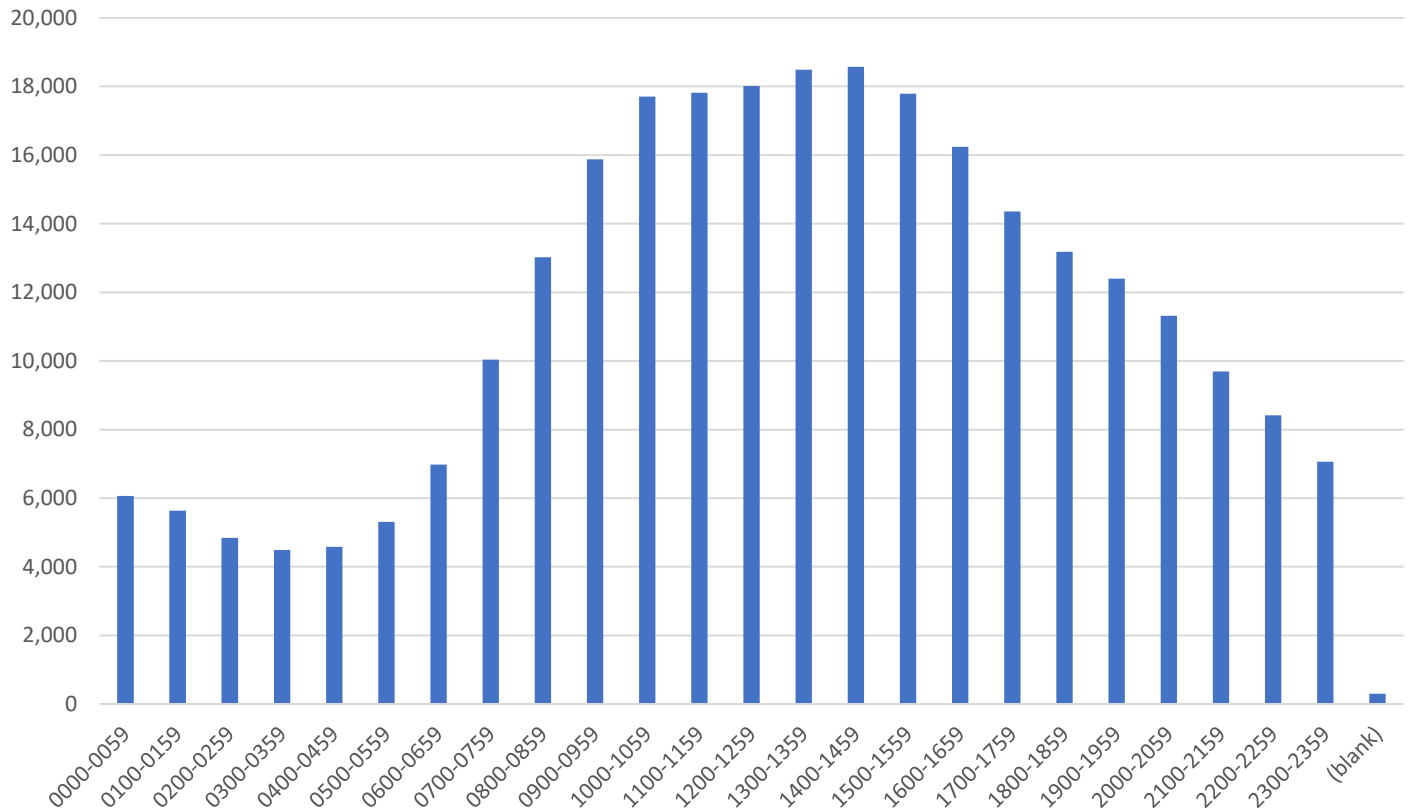
The busiest time of day for Maine EMS is between 2 and 3 pm.

32

Average number of EMS calls statewide, per hour, every day.

50% of all EMS calls in Maine occur in the 8 hours between 10 am and 6 pm

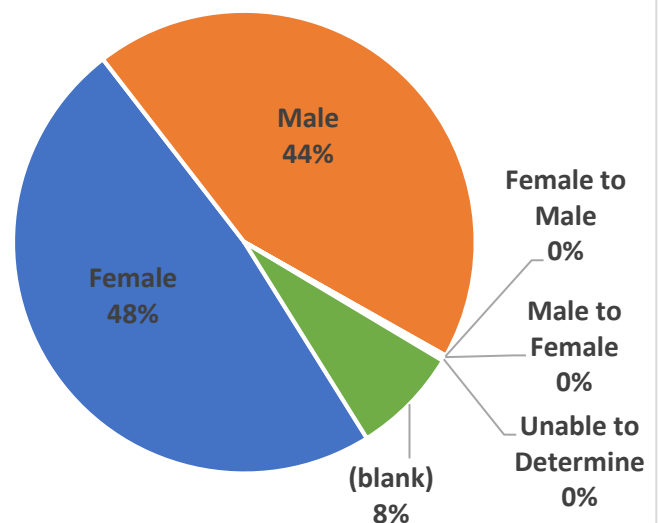
### EMS Responses By Time of Day



### EMS Responses By Patient Gender

Gender	Responses
Female	134,692
Male	121,415
Female to Male	211
Male to Female	236
Unable to Determine	695
(blank)	20,971
<b>Grand Total</b>	<b>278,220</b>

### EMS Patients By Documented Gender



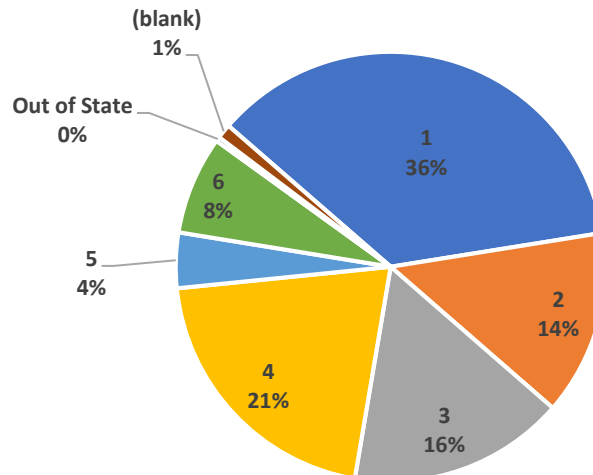
### EMS Responses By County

County	Responses
Androscoggin	22,291
Aroostook	11,595
Cumberland	55,101
Franklin	5,258
Hancock	9,906
Kennebec	34,152
Knox	7,453
Lincoln	7,281
Oxford	11,214
Penobscot	37,302
Piscataquis	3,962
Sagadahoc	5,917
Somerset	11,110
Waldo	5,849
Washington	6,499
York	39,368
(NH) Belknap	4
(NH) Carroll	140
(NH) Coos	10
(NH) Grafton	4
(NH) Hillsborough	1
(NH) Merrimack	2
(NH) Rockingham	26
(NH) Strafford	665
Other	80
(blank)	3,030
<b>Grand Total</b>	<b>278,220</b>

### EMS Services By Organizational Type

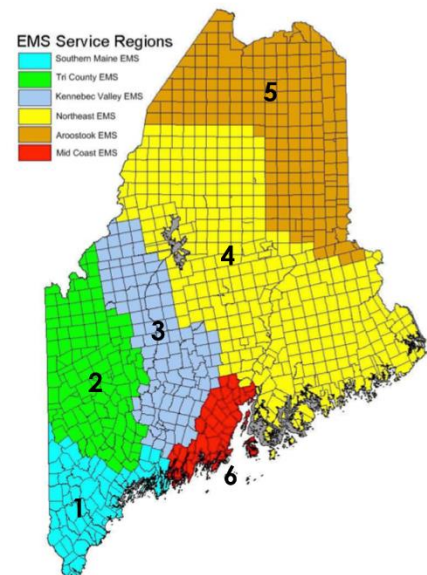
Organization Type	Services
College/Educational Institution	3
Community - Non-Profit	41
Fire Department	166
Governmental, Non-Fire	40
Hospital	12
Private, Non-Hospital	12
Tribal	2
<b>Grand Total</b>	<b>276</b>

### Responses By Maine EMS Region

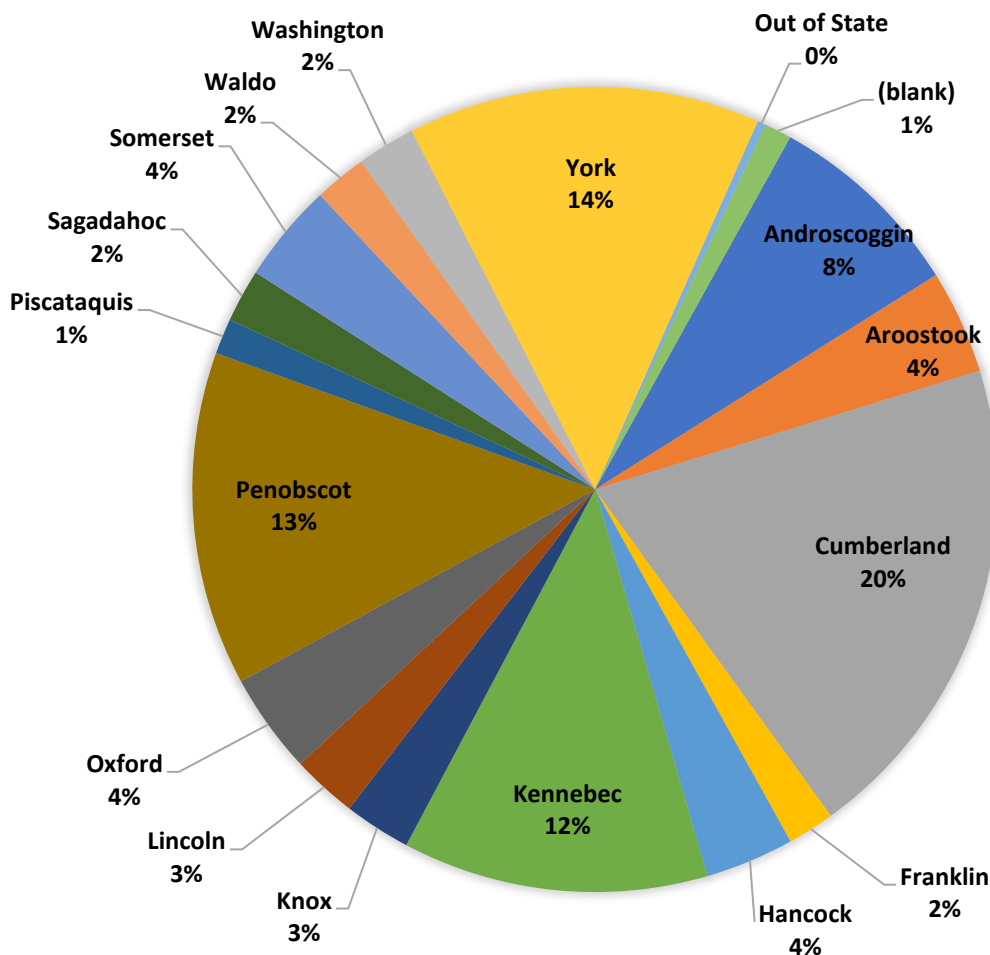


### EMS Responses By Maine EMS Region

Region	Counties	Responses
1	Cumberland, York, Sagadahoc	100,386
2	Androscoggin, Franklin, Oxford	38,763
3	Kennebec, Somerset	45,262
4	Hancock, Penobscot, Piscataquis, Washington	57,669
5	Aroostook	11,595
6	Lincoln, Waldo, Knox	20,583
Out of State	-	932
(blank)	-	3,030
<b>Grand Total</b>	-	<b>278,220</b>



## EMS RESPONSES BY COUNTY



### 911, Emergency Response, Intercept, Mutual Aid By Month

Month	Responses
Jan	17,373
Feb	15,416
Mar	15,815
Apr	15,640
May	16,719
Jun	16,705
Jul	18,495
Aug	18,314
Sep	16,752
Oct	16,513
Nov	15,841
Dec	16,599
<b>Grand Total</b>	<b>200,182</b>

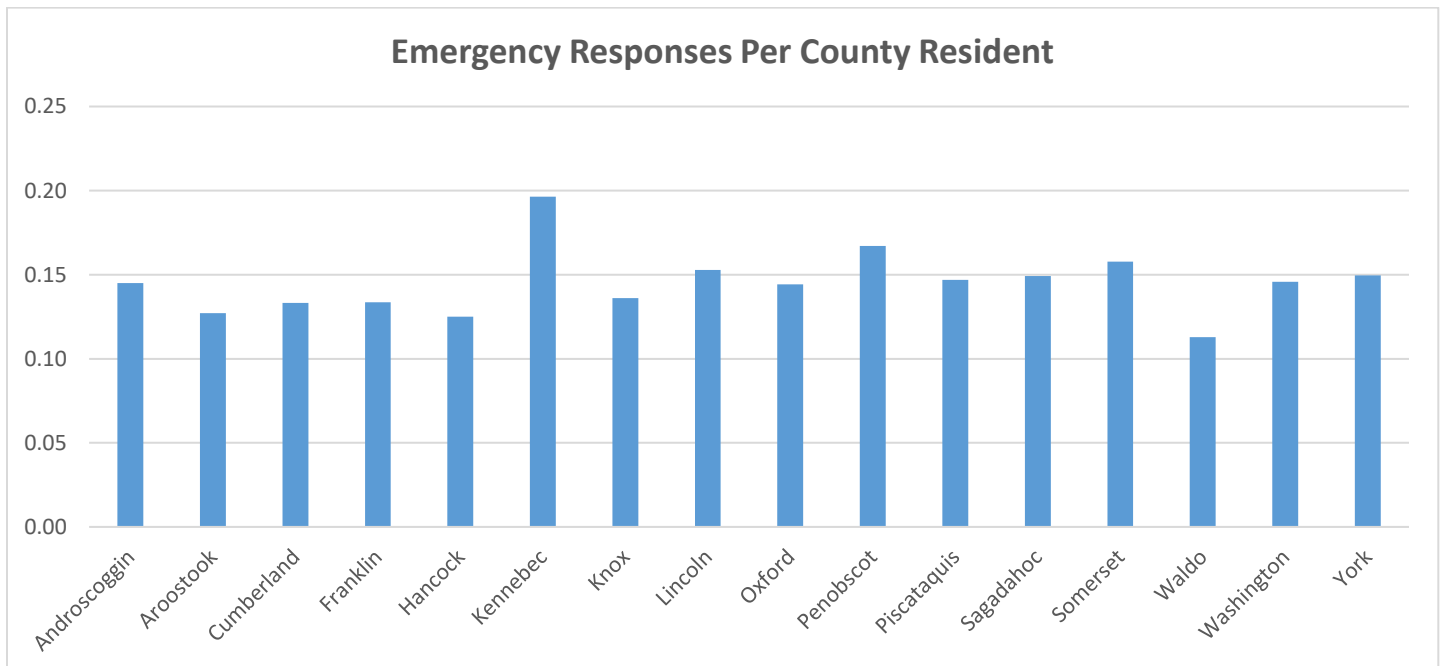
### Interfacility Transport, Transfer, PIFT, SCT, Medical Transport By Month

Month	Responses
Jan	6,655
Feb	5,939
Mar	5,994
Apr	5,914
May	6,070
Jun	5,744
Jul	5,917
Aug	6,217
Sep	5,808
Oct	5,958
Nov	5,505
Dec	5,664
<b>Grand Total</b>	<b>71,385</b>

### EMS Emergency Responses By Maine County vs. Population

County	Emergency Responses	Total Responses	Emergency Responses vs. Total EMS Responses	Population (2017) *	Emergency Responses per Resident
Androscoggin	15,608	22,291	70.0%	107,651	0.14
Aroostook	8,600	11,595	74.2%	67,653	0.13
Cumberland	38,959	55,101	70.7%	292,500	0.13
Franklin	4,005	5,258	76.2%	29,988	0.13
Hancock	6,811	9,906	68.8%	54,497	0.12
Kennebec	23,927	34,152	70.1%	121,821	0.20
Knox	5,413	7,453	72.6%	39,790	0.14
Lincoln	5,227	7,281	71.8%	34,204	0.15
Oxford	8,281	11,214	73.8%	57,439	0.14
Penobscot	25,400	37,302	68.1%	151,957	0.17
Piscataquis	2,464	3,962	62.2%	16,773	0.15
Sagadahoc	5,279	5,917	89.2%	35,392	0.15
Somerset	7,982	11,110	71.8%	50,626	0.16
Waldo	4,496	5,849	76.9%	39,832	0.11
Washington	4,605	6,499	70.9%	31,593	0.15
York	30,548	39,368	77.6%	204,191	0.15
(blank)	2,500	3,030	82.5%	N/A	N/A
<b>Grand Total</b>	<b>200,105</b>	<b>277,288</b>	<b>72.2%</b>	<b>1,335,907</b>	<b>0.15</b>

Population from <https://www.maine.gov/labor/cwri/index.html>



### EMS Responses By Disposition

Disposition	Responses	Percent of All Responses
Assist - Agency	3,445	1.24%
Assist - Public	3,947	1.42%
Assist - Unit	780	0.28%
Canceled (Prior to Arrival At Scene)	5,563	2.00%
Canceled (Prior to En Route)	644	0.23%
Canceled (Request Transferred to Another Provider)	573	0.21%
Cancelled	2,245	0.81%
Community Paramedicine Visit	739	0.27%
Dead at Scene-No Resuscitation Attempted (Without Transport)	1,402	0.50%
Dead at Scene-Resuscitation Attempted (With Transport)	20	0.01%
Dead at Scene-Resuscitation Attempted (Without Transport)	744	0.27%
Deceased on Scene	114	0.04%
Intercept	1,719	0.62%
No Patient Found/Contact	5,093	1.83%
No Treatment Required	377	0.14%
Patient Evaluated, No Treatment/Transport Required	7,577	2.72%
Patient Refused Evaluation/Care (With Transport)	125	0.04%
Patient Refused Evaluation/Care (Without Transport)	5,458	1.96%
Patient Refused Treatment	2,647	0.95%
Patient Treated - Refused Transport	15,604	5.61%
Patient Treated, Released (per protocol)	302	0.11%
Standby - No Patient Contact	3,398	1.22%
Standby - Public Safety Support	1,087	0.39%
Transport Non-Patient, Organs, etc.	1	0.00%
Treated - Transported by this EMS Unit	203,995	70.06%
Treated, Transferred Care to Another EMS Unit/Service	9,884	3.55%
Treated, Transported by Law Enforcement	39	0.01%
Treated, Transported by Private Vehicle	74	0.03%
(blank)	624	0.22%
<b>Grand Total</b>	<b>278,220</b>	<b>100.00%</b>

### EMS Transports By Care Level

Care Level	All Transports	Adult (Age 19 and above)	Pediatric (Age 18 and below)	Pediatric % of all calls
ALS	116,291	111,199	5,092	4.38%
BLS	108,697	101,596	7,101	6.53%
PIFT	11,364	10,775	589	5.18%
SCT	3,905	3,144	761	19.49%
Community Paramedicine	1,024	1,013	11	1.07%
(blank & no transports)	36,939	33,193	3,746	10.14%
<b>Grand Total</b>	<b>278,220</b>	<b>260,920</b>	<b>17,300</b>	<b>6.22%</b>

#### EMS Refusals &

#### No Transports

All Ages: 11.5% (31,995)

Pediatric (18 and younger): 20.3% (3,511)

***Pediatric Responses By County  
(Age 18 and under)***

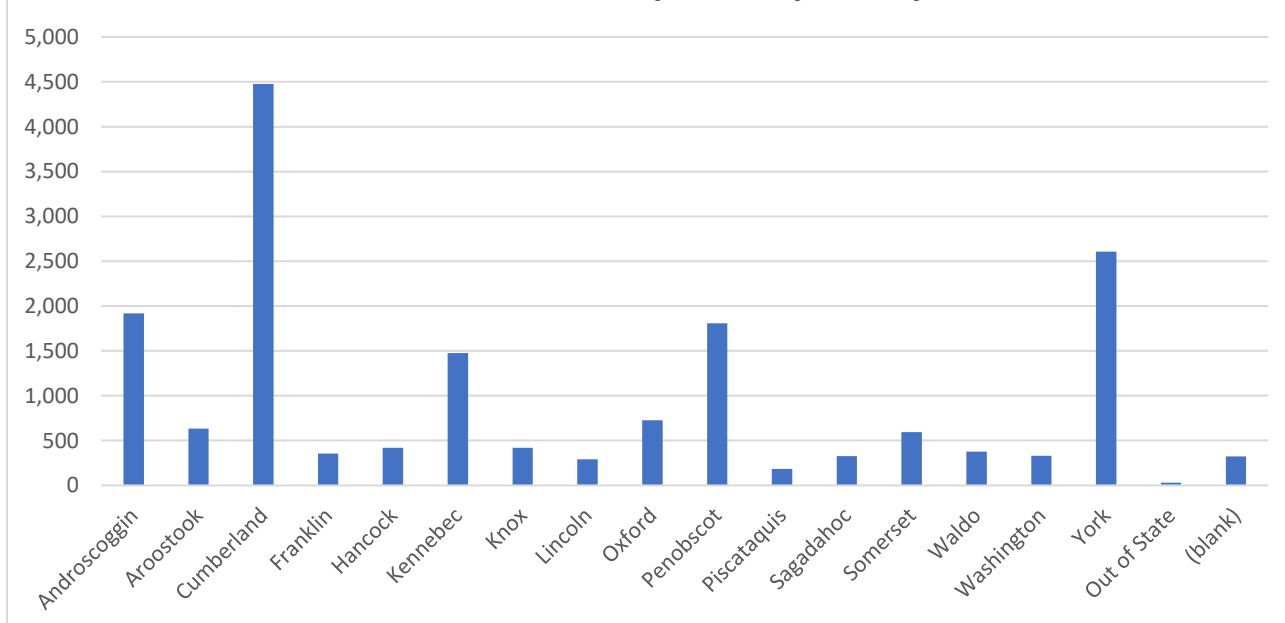
County	Pedi Responses
Androscoggin	1,919
Aroostook	634
Cumberland	4,478
Franklin	354
Hancock	419
Kennebec	1,476
Knox	421
Lincoln	291
Oxford	725
Penobscot	1,808
Piscataquis	183
Sagadahoc	327
Somerset	596
Waldo	375
Washington	330
York	2,608
Out of State	32
(blank)	324
<b>Grand Total</b>	<b>17,300</b>

***Pediatric Responses By Month  
(Age 18 and under)***

Month	Pedi Responses
January	1,605
February	1,477
March	1,507
April	1,458
May	1,627
June	1,583
July	1,585
August	1,455
September	1,327
October	1,270
November	1,196
December	1,210
<b>Grand Total</b>	<b>17,300</b>

The busiest day statewide for pediatric EMS calls was January 8. The slowest was Christmas.

**Pediatric EMS Responses By County**



## EMS Transports By Destination

AP = Airport, MA = Massachusetts, NH = New Hampshire

Destination	Total Transports	Pediatric (18 y/o and under)	Adult (19 y/o and above)
(AP) Auburn-Lewiston Airport	6	1	5
(AP) Augusta State Airport	4	1	3
(AP) Bangor International Airport	64	6	58
(AP) Belfast Municipal	1	0	1
(AP) Biddeford Municipal Airport	1	0	1
(AP) Brunswick Executive Airport	3	1	2
(AP) Caribou Municipal Airport	44	6	38
(AP) Central Maine Airport - Norridgewock	1	0	1
(AP) Hancock County - Bar Harbor	3	1	2
(AP) Houlton International Airport	24	3	21
(AP) Knox County Regional Airport	84	2	82
(AP) Machias Valley Airport	2	0	2
(AP) Millinocket Municipal Airport	1	0	1
(AP) Newton Field Airport	4	0	4
(AP) Northern Aroostook Regional Airport	12	3	9
(AP) Northern Maine Regional Airport	32	5	27
(AP) Portland International Jetport	11	1	10
(AP) Sanford Seacoast Regional Airport	3	0	3
(AP) Steven Bean Municipal Airport	3	0	3
(AP) Stonington Municipal Airport	1	0	1
(AP) Sugarloaf Municipal Airport	1	0	1
(AP) Waterville Robert Lafleur Airport	1	1	0
(MA) Beth Israel Deaconess	35	0	35
(MA) Boston Medical Center	9	1	8
(MA) Brigham & Woman's Hospital	234	5	229
(MA) Children's Hospital - Boston	120	120	0
(MA) Dana Farber Cancer Institute	4	0	4
(MA) Lahey Hospital and Medical Center	132	0	132
(MA) Mass Eye and Ear Infirmary	42	4	38
(MA) Mass General Hospital	388	22	366
(MA) Mercy Medical Center	4	0	4
(MA) Shriners Hospital For Children - Boston	6	6	0
(MA) Tufts Medical Center	35	5	30
(MA) UMass Medical Center	21	2	19
(MA) VA Medical Center - West Roxbury	155	0	155
(NH) Androscoggin Valley Hospital	4	1	3
(NH) Catholic Medical Center	4	3	1
(NH) Concord Hospital	2	0	2
(NH) Dartmouth-Hitchcock Medical Center	20	2	18

<b>Destination</b>	<b>Total Transports</b>	<b>Pediatric (18 y/o and under)</b>	<b>Adult (19 y/o and above)</b>
(NH) Elliot Hospital	3	2	1
(NH) Exeter Hospital	1	0	1
(NH) Frisbie Memorial Hospital	235	25	210
(NH) Hampstead Hospital	16	15	1
(NH) Huggins Hospital	8	0	8
(NH) Memorial Hospital	174	9	165
(NH) Parkland Medical Center	5	0	5
(NH) Portsmouth Regional Hospital	1,346	49	1,297
(NH) Southern New Hampshire Medical Center	4	0	4
(NH) Wentworth Douglass Hospital	1,363	76	1,287
A.R. Gould Hospital	555	23	532
Acadia Hospital	1,804	501	1,303
Blue Hill Memorial Hospital	850	23	827
Bridgton Hospital	1,867	124	1,743
Brighton Medical Center	32	0	32
Calais Regional Hospital	1,891	85	1,806
Cary Medical Center	2,262	111	2,151
Central Maine Medical Center	10,209	528	9,681
Charles A Dean Memorial Hospital	249	6	243
Down East Community Hospital	1,535	69	1,466
Franklin Memorial Hospital	2,981	152	2,829
Houlton Regional Hospital	1,754	45	1,709
Inland Hospital	2,387	120	2,267
Jackman Community Health Center	59	0	59
Lincoln County Health - Miles Campus	2,376	85	2,291
Lincoln County Health - St Andrews Campus	15	1	14
Maine Coast Memorial Hospital	2,691	85	2,606
Maine General Medical Center - Alford Center	12,716	456	12,260
Maine General Medical Center - Thayer Center	3,603	230	3,373
Maine Medical Center	30,602	2,606	27,996
Mayo Regional Hospital	2,154	92	2,062
Mercy Hospital	5,308	116	5,192
Mid Coast Hospital	7,797	350	7,447
Millinocket Regional Hospital	1,108	36	1,072
Mount Desert Island Hospital	1,012	44	968
Northern Light Eastern Maine Medical Center	18,467	1,179	17,288
Northern Maine Medical Center	1,407	151	1,256
Pen Bay Medical Center	4,283	144	4,139
Penobscot Valley Hospital	1,365	50	1,315
Redington Fairview General Hospital	3,493	185	3,308
Rumford Hospital	2,038	129	1,909
Sebasticook Valley Hospital	1,841	97	1,744
SMHC - Biddeford Medical Center	9,958	360	9,598

Destination	Total Transports	Pediatric (18 y/o and under)	Adult (19 y/o and above)
SMHC - Sanford Medical Center	3,187	165	3,022
Spring Harbor Hospital	2,276	550	1,726
St Joseph Hospital	5,654	126	5,528
St Mary's Regional Medical Center	5,112	508	4,604
Stephens Memorial Hospital	2,769	178	2,591
TAMC - Aroostook Medical Center	1,954	97	1,857
Togus Veterans Hospital	831	0	831
Waldo County General Hospital	2,397	121	2,276
York Hospital	4,245	215	4,030
Other Destination	35,531	2,804	32,727
(blank) (Includes No Transports & Standbys)	68,919	3,975	64,944
<b>Grand Total</b>	<b>278,220</b>	<b>17,300</b>	<b>260,920</b>

#### Top 10 EMS Transport Destinations

Destination	Total Transports
Maine Medical Center	30,602
Eastern Maine Medical Center	18,467
Maine General Medical Center - Alford Center	12,716
Central Maine Medical Center	10,209
SMHC - Biddeford Medical Center	9,958
Mid Coast Hospital	7,797
St Joseph Hospital	5,654
Mercy Hospital	5,308
St Mary's Regional Medical Center	5,112
Pen Bay Medical Center	4,283

#### Top 10 EMS Pediatric Transport Destinations

Destination	Transports
Maine Medical Center	2,606
Eastern Maine Medical Center	1,179
Spring Harbor Hospital	550
Central Maine Medical Center	528
St Mary's Regional Medical Center	508
Acadia Hospital	501
Maine General Medical Center - Alford Center	456
SMHC - Biddeford Medical Center	360
Mid Coast Hospital	350
Maine General Medical Center - Thayer Center	230

306

patients were transported to airports for further transport.

1,185

patients were transported to hospitals in Massachusetts.

3,185

patients were transported to hospitals in New Hampshire.

# **EMS Responses By Primary Impression**

**(Impressions have been summarized & grouped for ease of interpretation)**

Primary Impression	Total & Details	Responses
Behavioral	17,393	
	Behavioral / Psychiatric Disorder	15,053
	Suicide Attempt	2,340
Cardiac	20,033	
	Arrest	2,718
	Arrhythmia	3,678
	Chest Pain	10,994
	CHF / Pulmonary Edema	1,601
	Circulatory - Vascular Disease	56
	MI - STEMI	376
	MI - Non-STEMI	432
	Shock - Cardiogenic	64
	Tamponade	23
	Other	91
Environmental	610	
	Drowning	28
	Frostbite	26
	Heat Exhaustion / Heat Stroke	288
	Hyperthermia	4
	Hypothermia	240
	Sunburn - 1st, 2nd, & 3rd Degree	24
GI	9,282	
	Blood in Stool	1,131
	Constipation	705
	Diarrhea	776
	Foreign Body - GI / GU Tract	369
	GERD	222
	Hematemesis	370
	Nausea and / or Vomiting	5,709
Hemorrhage	1,413	
	Intracranial Bleeding	748
	Non-Traumatic	243
	Postpartum	21
	Traumatic	36
	Vaginal / Uterine	365
Medical	56,979	
	Adrenocortical Insufficiency	84
	Allergic Reaction	1,055
	Anaphylaxis	138
	Anemia	213
	Cancer	1,996
	Cellulitis	444
	Cold / Fever / Influenza	4,102

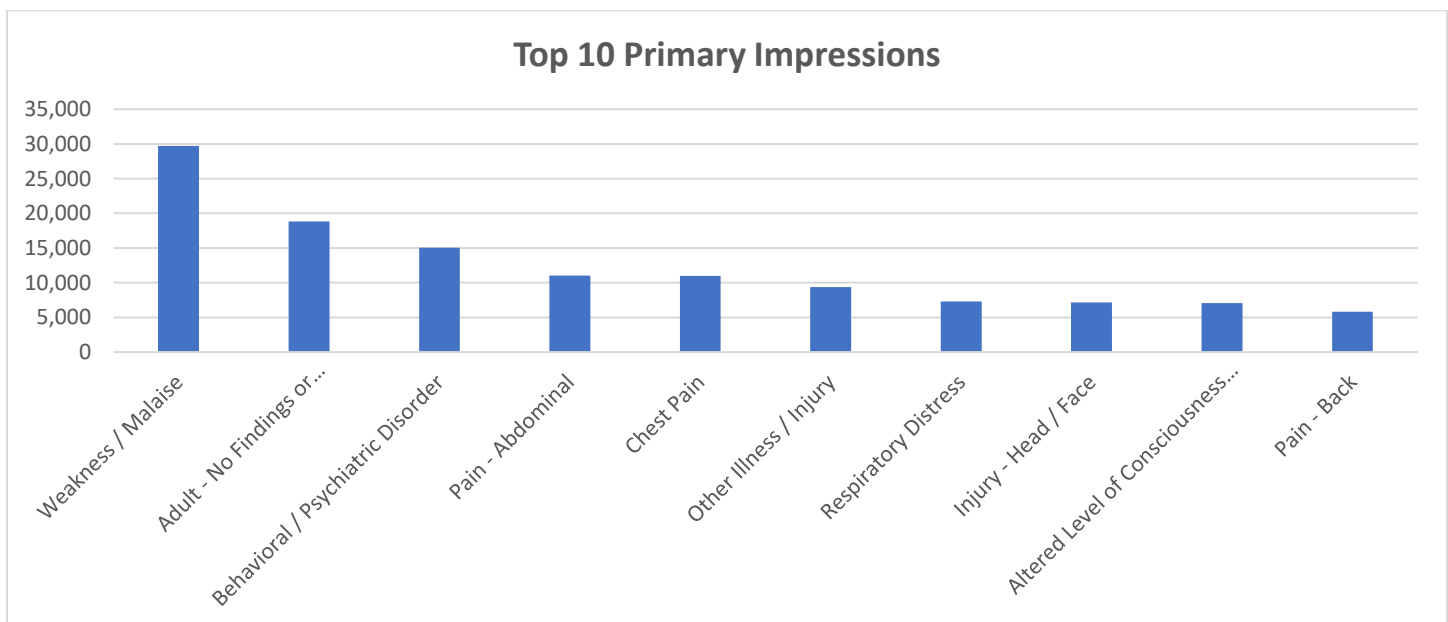
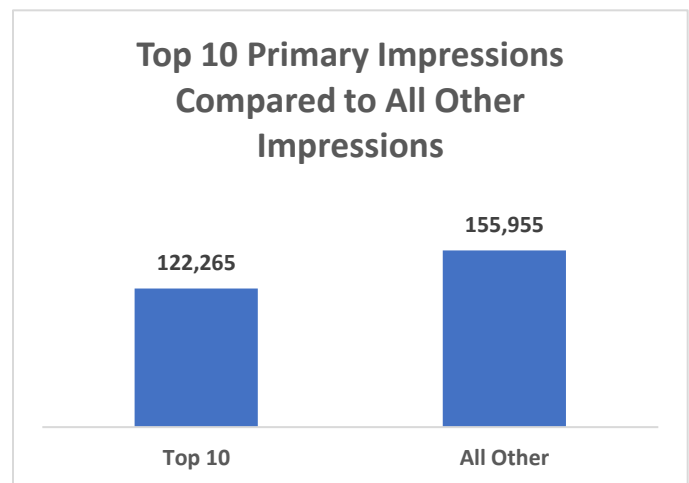
Primary Impressions		Responses
Medical (continued)		
	Dehydration	1,729
	Diabetic Emergency	166
	Edema (non-pulmonary)	463
	Epiglottitis	24
	Headache / Migraine	1,843
	Hyperglycemia / DKA	1,491
	Hyperkalemia	68
	Hypertension	1,116
	Hypoglycemia	1,931
	Infection - Skin	1,198
	Infectious Disease - Non-Specific	534
	Medical Device Failure	407
	Medication Regimen - Under dosing	153
	Meningitis	28
	Obesity	487
	Ophthalmological Emergency	221
	Overdose - Alcohol	3,270
	Overdose – Misc. Drugs (non-opioid)	2,294
	Overdose - Opioid	1,179
	Rash/Nonspecific Skin Eruption	340
	S.A.R.S.	2
	Sepsis	1,809
	Sickle Cell Crisis	14
	Syncope / Fainting	4,467
	Urinary Tract Infection	2,052
	Weakness / Malaise	29,693
Neurological	17,426	
	Altered Level of Consciousness / Coma	7,071
	Hemi-/Para-/Quadra- plegia	736
	Seizure(s)	4,898
	Stroke / CVA / TIA	4,721
OB/GYN	935	
	Injury - Birth	16
	Labor and Delivery	259
	Miscarriage	80
	Newborn - Meconium Aspiration	10
	Newborn - Premature	62
	Newborn - Respiratory Distress	57
	Obstetric Trauma, Unspecified	31
	Pre-Eclampsia	63
	Pregnancy / OB Delivery	95
	Pregnancy Related Vomiting	30
	Pregnancy with Contractions	229
	Retained Placenta Without Hemorrhage	3

Primary Impression		Responses
Respiratory	17,141	
	Airway Obstruction / Choking	580
	Asthma	531
	Bronchitis	325
	Bronchospasm	685
	COPD Exacerbation	3,932
	Croup	144
	Pneumonia	3,137
	Pneumothorax / Hemothorax	184
	Pulmonary Edema	47
	Pulmonary Embolism	240
	R.S.V.	42
	Respiratory Distress	7,277
	Suffocation	17
Trauma	65,282	
	Burn, General	411
	Concussion	852
	Decompression Sickness	4
	Epistaxis	538
	Foreign Body - Ear	24
	Foreign Body - Eye	82
	Injury - Abdomen	321
	Injury - Back	1,384
	Injury - Chest	623
	Injury - Head / Face	7,156
	Injury - Hip / Pelvis / Genitals	2,544
	Injury - Inhalation	55
	Injury - Lower Extremity	4,082
	Injury - Multisystem	3,575
	Injury - Neck	1,313
	Injury - Unspecified	1,070
	Injury - Upper Extremity	4,230
	Pain - Abdominal	11,026
	Pain - Back	5,806
	Pain - Chest - Non-Cardiac	2,736
	Pain - Head / Throat	851
	Pain - Hip / Pelvis	3,312
	Pain - Lower Extremity	5,107
	Pain - Non-Specific	3,569
	Pain - Upper Extremity	3,401
	Pain - With Breathing	362
	Shock - General	147
	Shock - Hypovolemia	483
	Shock - Neurogenic	7
	Shock - Traumatic	42

Primary Impression		Responses
Trauma (continued)		
	Toxic Exposure	169
Other	63,694	
	Abuse / Neglect	2
	Adult - No Findings or Complaints	18,833
	Child - No Findings or Complaints	1,215
	No Apparent Illness / Injury	540
	Other Illness / Injury	9,356
	Public Assist Only	3
	(blank) (Includes no transports & standbys)	33,745
<b>Grand Total</b>		<b>278,220</b>

#### Top 10 Primary Impressions

Primary Impression	Responses
Weakness / Malaise	29,693
Adult - No Findings or Complaints	18,833
Behavioral / Psychiatric Disorder	15,053
Pain - Abdominal	11,026
Chest Pain	10,994
Other Illness / Injury	9,356
Respiratory Distress	7,277
Injury - Head / Face	7,156
Altered Level of Consciousness / Coma	7,071
Pain - Back	5,806
<b>Total</b>	<b>122,265</b>



**1 in 4**

Services had less  
than 50 EMS  
responses in 2018

**52%**

Of all services had  
less than 250 EMS  
responses in 2018

**9**

Services had more  
than 5,000 EMS  
responses in 2018

**177 (64%)**

Services had less  
than 25 pediatric  
patients in 2018

**11% (30)**

Services that had 150  
or more pediatric  
patients in 2018

**Top 10 Busiest EMS Services**

	All Responses	911, Intercept, Mutual Aid Responses	% of all calls	Medical Transport, IFT, PIFT, SCT	% of all calls
Northeast Mobile Health Services	24,063	3,405	14.2%	20,159	83.8%
Delta Ambulance	19,579	10,106	51.6%	9,173	46.9%
United Ambulance Service	16,262	8,973	55.2%	4,744	29.2%
Northern Light Medical Transport	15,945	6,828	42.8%	8,854	55.5%
MEDCU	12,890	12,596	97.7%	159	1.2%
Stewart's Ambulance Service	8,509	5,124	60.2%	3,378	39.7%
Bangor Fire Department	7,085	5,960	84.1%	1,110	15.7%
NorthStar	5,747	4,531	78.8%	1,042	18.1%
Augusta Fire Department	5,261	5,104	97.0%	131	2.5%
Mayo Regional Hospital EMS	4,907	3,472	70.8%	1,135	23.1%
<b>Total</b>	<b>120,248</b>	<b>66,099</b>	<b>55.0%</b>	<b>49,885</b>	<b>41.5%</b>

**Top 10 Busiest Non-Transporting EMS Services**

Service	Responses
Waterville Fire Department	2,866
Fairfield Fire Rescue	1,064
Winslow Fire Department Rescue	944
York Village Fire Department	718
Mid Coast Hospital Interceptor	626
Oakland Fire - Rescue	603
Brewer Fire Department	533
Wells Fire Department Rescue	532
York Beach Volunteer Fire Department	437
Bristol Fire and Rescue	370

# PROCEDURES & MEDICATIONS

*\* Please note that medications and procedures documented in narratives and not in drop down boxes are unable to be captured and reported on in this report \**

## EMS Procedures

Procedure	Total	Adult	Pedi
<b>AIRWAY/BREATHING</b>			
BVM Ventilations	2,986	2,918	68
Combitube	12	12	0
CPAP	1,523	1,523	0
CPR Mask Use	5	4	1
Cricoid Pressure	10	10	0
Cricothyroidotomy, Surgical	11	11	0
ETCO2 Monitoring	3,763	3,654	109
Foreign Body Airway Removal	22	22	0
Heimlich Maneuver	8	8	0
Intubation - Nasotracheal	15	15	0
Intubation - Oral	755	719	36
King Tube	756	744	12
Laryngoscopy	97	94	3
LMA	92	88	4
Manual Airway Opening	279	269	10
Nasal Airway (NPA) Insertion	1,030	1,010	20
Needle Decompression	105	96	9
Occlusive Dressing	22	16	6
Oral Airway (OPA) Insertion	1,654	1,610	44
Orogastric Tube	31	27	4
RSI	5	5	0
Suctioning	1,260	1,191	69
<b>CARDIAC</b>			
12 lead EKG	8,348	8,262	86
Cardioversion	88	88	0
CPR	1,702	1,674	28
Defibrillation	616	611	5
EKG Monitoring	12,449	12,079	370
LVAD Care	3	3	0
Pacing	167	167	0
Vagal Maneuver	151	151	0
<b>VASCULAR</b>			
Blood Glucose Analysis	22,898	22,258	640
Blood Draw	2,855	2,817	38
Discontinue IV Catheter	4,602	4,488	114
External Jugular IV Access	102	100	2
Intraosseous Insertion	2,204	2,141	63
Peripheral Vein IV Access	57,291	55,761	1,530

The top three EMS procedures were the same for both adult and pediatric patients:

#1 Peripheral Vein IV

#2 Blood Glucose Analysis

#3 EKG Monitoring

Procedure	Total	Adult	Pedi
<b>MISC</b>			
Birth	17	17	0
Cooling	1,025	885	140
Decontamination	6	5	1
Eye Irrigation	34	26	8
Restraint - Pharmaceutical	28	26	2
Restraint - Physical	77	68	9
Warming	301	269	32
<b>PIFT PROCEDURES</b>			
PIFT - Bladder Irrigation	20	20	0
PIFT - Chest Tube Maintenance	79	72	7
PIFT - Nasogastric Tube	127	124	3
<b>TRAUMA</b>			
Burn Care	37	27	10
Extrication	96	91	5
Hemostatic Agents	47	44	3
Pressure Dressing	211	202	9
Spinal - Immobilization - Lying	500	442	58
Spinal - Cervical Collar Application	3,074	2,816	258
Spinal - Immobilization - Seated	63	59	4
Spinal - Long Board Application	655	607	48
Splinting - General	1,405	1,254	151
Splinting - Traction	71	66	5
Tourniquet Application	72	68	4
Wound Care General	1,602	1,491	111
Wound Irrigation	114	100	14
<b>Grand Total</b>	<b>137,578</b>	<b>133,425</b>	<b>4,153</b>

The Top 5 Medications  
Administered to Adult  
Patients were:

1. Normal Saline
2. Oxygen
3. Ondansetron
4. Fentanyl
5. Aspirin

The Top 5 Medications  
Administered to Pediatric  
Patients were:

1. Normal Saline
2. Fentanyl
3. Oxygen
4. Midazolam
5. Ondansetron

### EMS Medications Administered

Medication	Total	Adult (Age 19 and above)	Pediatric (Age 18 and under)
<i>* indicates medications that are PIFT or SCT and not part of the Maine EMS protocol formulary</i>			
Acetaminophen	768	718	50
Acetylcysteine/Mucomyst*	10	6	4
Activated Charcoal (without sorbitol)	19	8	11
Adenosine	416	410	6
Albumin*	6	6	0
Albuterol	5,853	5,575	278
Alteplase*	6	6	0
Amiodarone	2,243	2,230	13
Ampicillin*	18	15	3
Aspirin	9,143	9,090	53
Atropine	912	887	25
Azithromycin*	73	68	5
Blood Products*	66	65	1
Bumetanide*	6	6	0
Calcium Chloride*	1	1	0
Calcium Gluconate*	8	8	0
Cardizem*	71	71	0
Cefazolin*	11	9	2
Cefepime*	4	4	0
Ceftriaxone/Rocephin*	48	38	10
Cipro*	33	30	3
Clindamycin*	19	16	3
Clopidogrel*	6	6	0
D5W w/ 1/2 Normal Saline	119	31	88
Dexamethasone	1,407	1,385	22
Dextrose 10 % & 1/2 NS	64	61	3
Dextrose 10%	797	706	91
Dextrose 5% & 1/2 NS	76	63	13
Dextrose 5%	148	125	23
Dextrose 50%	1,799	1,744	55
Diazepam*	6	3	3
Diltiazem*	102	102	0
Diphenhydramine	628	523	105
Dobutamine*	10	10	0
Dopamine*	666	656	10
DuoNeb	5,198	5,111	87
Epinephrine 1 MG/1ML (1:1000)	649	569	80
Epinephrine 1MG/10ML (1:10,000)	6,469	6,339	130
Epinephrine, Racemic	27	7	20

Medication	Total	Adult (Age 19 and above)	Pediatric (Age 18 and under)
<i>* indicates medications that are PIFT or SCT and not part of the Maine EMS protocol formulary</i>			
Epi-Pen Adult	3	3	0
Eptifibatide/Integrilin*	9	9	0
Esmolol*	4	4	0
Etomidate*	1	1	0
Famotidine*	6	5	1
Fentanyl	13,206	12,309	897
Flagyl*	61	46	15
Fosphenytoin*	2	2	0
Furosemide*	154	130	24
Garamycin*	2	0	2
Glucagon	286	280	6
Glucose (Oral)	1,247	1,226	21
Haloperidol*	2	2	0
Hemostatic Agent	9	9	0
Heparin*	2,870	2,847	23
Hydralazine*	4	4	0
Hydrocortisone*	1	1	0
Hydromorphone*	65	63	2
Ibuprofen*	10	8	2
Insulin*	121	105	16
Ipratropium Bromide	76	76	0
Kcentra*	5	5	0
Ketamine	157	139	18
Ketorolac*	5	5	0
Labetalol*	25	25	0
Lactated Ringers	1,230	1,115	115
Levalbuterol*	1	1	0
Levaquin*	30	30	0
Levofloxacin*	46	46	0
Lidocaine*	72	72	0
Lorazepam (Ativan)*	53	51	2
Magnesium Sulfate	480	471	9
Mannitol*	4	4	0
Methicillin Sodium*	8	8	0
Methylprednisolone*	70	70	0
Metoprolol	400	400	0
Midazolam	4,934	4,403	531
Morphine*	103	97	6
Multivitamin*	11	11	0
Nalbuphine*	11	11	0
Naloxone	3,568	3,491	77
Nicardipine*	37	37	0
Nitro Paste	830	830	0

Medication	Total	Adult (Age 19 and above)	Pediatric (Age 18 and under)
<i>* indicates medications that are PIFT or SCT and not part of the Maine EMS protocol formulary</i>			
Nitroglycerin	8,696	8,681	15
Nitroprusside*	5	5	0
Nitrous Oxide	109	98	11
Norepinephrine	210	210	0
Normal Saline	30,538	29,310	1,228
Octreotide*	59	59	0
Ondansetron	13,115	12,692	423
Oxycodone*	8	8	0
Oxygen	25,925	25,154	771
Oxymetazoline*	5	5	0
Oxytocin*	6	6	0
Phenylephrine/Neo-Synephrine*	4	4	0
PIFT Medication - Anticoagulant*	136	136	0
PIFT Medication – Anticonvulsant*	2	2	0
PIFT Medication – Antidiabetics*	21	16	5
PIFT Medication – Antidysrhythmic*	29	29	0
PIFT Medication – Antihypertensive*	21	21	0
PIFT Medication – Anti-Infective*	126	112	14
PIFT Medication – Antipsychotics*	1	1	0
PIFT Medication – Cardiac Glycosides*	4	4	0
PIFT Medication – GI Agents (i.e. Antiemetics) *	22	22	0
PIFT Medication – IV Fluids, Electrolytes (i.e. Potassium, Dextran) *	66	56	10
PIFT Medication – Narcotics/Pain Management*	14	13	1
PIFT Medication – OTC Medications	4	2	2
PIFT Medication – Parenteral Nutrition and Vitamins*	13	13	0
PIFT Medication – Platelet Aggregation Inhibitors*	5	5	0
PIFT Medication – Respiratory Medications*	1	0	1
PIFT Medication – Sedatives*	37	34	3
PIFT Medication – Vasoactive Agents*	34	31	3
Plasma Protein Fraction*	1	1	0
Potassium Chloride*	252	228	24
Potassium Iodide*	2	0	2
Precedex*	12	11	1
Prednisone*	1	1	0
Procainamide*	1	1	0
Prochlorperazine*	1	1	0
Promethazine*	6	6	0
Propofol*	92	90	2

Medication	Total	Adult (Age 19 and above)	Pediatric (Age 18 and under)
<i>* indicates medications that are PIFT or SCT and not part of the Maine EMS protocol formulary</i>			
Propranolol*	2	2	0
Protonix/Pantoprazole*	114	113	1
Rocuronium*	8	8	0
Sodium Bicarbonate	1,650	1,572	78
Succinylcholine*	1	1	0
Tenecteplase*	6	6	0
Terbutaline*	1	1	0
Tetracaine	20	19	1
Thiamine*	69	69	0
Tirofiban [Aggrastat]*	1	1	0
TXA (Tranexamic Acid)	53	52	1
Vancomycin*	315	310	5
Vecuronium*	1	1	0
Zosyn*	204	196	8
<b>Grand Total</b>	<b>150,153</b>	<b>144,579</b>	<b>5,574</b>

#### ***EMS Documented Initial EKG Rhythms***

EKG	Count
Agonal/Idioventricular	56
Asystole	763
Atrial Fibrillation	1,710
Atrial Flutter	100
AV Block-1st Degree	247
AV Block-2nd Degree-Type 1	6
AV Block-2nd Degree-Type 2	8
AV Block-3rd Degree	38
Junctional	62
Left Bundle Branch Block	135
Non-STEMI Anterior Ischemia	18
Non-STEMI Lateral Ischemia	6
Paced Rhythm	470
PEA	311
Premature Atrial Contractions	116
Premature Ventricular Contractions	164
Right Bundle Branch Block	108
Sinus Arrhythmia	188
Sinus Bradycardia	521
Sinus Rhythm	6,324
Sinus Tachycardia	2,629
STEMI Anterior Ischemia	58
STEMI Inferior Ischemia	57
STEMI Lateral Ischemia	2

EKG	Count
Supraventricular Tachycardia	45
Unknown AED Non-Shockable Rhythm	4
Unknown AED Shockable Rhythm	36
Ventricular Fibrillation	199
Ventricular Tachycardia (Pulseless)	14
Ventricular Tachycardia (With Pulse)	6
Other	214
<b>Grand Total</b>	<b>14,831</b>

The top 5 documented initial  
EKG rhythms were:

1. Sinus Rhythm
2. Sinus Tachycardia
3. Atrial Fibrillation
4. Asystole
5. Sinus Bradycardia

## RESPONSES BY INDIVIDUAL SERVICES

### *Total EMS Responses By Service*

Service	Organization Type	Service Type	County	Total Calls	Pediatric Responses (18 years old and under)	% of all calls that are pediatric
Acton Fire - Rescue	Fire Department	Ground Ambulance Service	York	279	20	7.2%
Albion Fire - Rescue	Fire Department	Ground Ambulance Service	Kennebec	107	11	10.3%
Alexander VFD First Responder Unit	Fire Department	Non-Transporting Service	Washington	40	2	5.0%
Alfred Rescue Squad	Governmental, Non-Fire	Ground Ambulance Service	York	404	16	4.0%
Ambulance Service Inc	Community - Non-Profit	Ground Ambulance Service	Aroostook	906	64	7.1%
American Ambulance Service <i>see Stewart's Ambulance</i>	-	-	-	-	-	-
American Medical Response	Private, Non-Hospital	Ground Ambulance Service	Hillsborough (NH)	0	0	0.0%
Andover Fire Dept	Fire Department	Non-Transporting Service	Oxford	20	2	10.0%
Anson Madison Starks Ambulance Service	Community - Non-Profit	Ground Ambulance Service	Somerset	1,628	90	5.5%
Aroostook Critical Care Transport ( <i>no longer active</i> )	Hospital	Transfer Air Ambulance	Aroostook	164	4	2.4%
Arthur Jewell Health Center ( <i>no longer active</i> )	Hospital	Ground Ambulance Service	Waldo	128	9	7.0%
Arundel Fire - Rescue	Fire Department	Ground Ambulance Service	York	389	15	3.9%
Ashland Ambulance Service	Governmental, Non-Fire	Ground Ambulance Service	Aroostook	182	11	6.0%
Auburn Fire Department	Fire Department	Ground Ambulance Service	Androscoggin	3,880	242	6.2%

Service	Organization Type	Service Type	County	Total Calls	Pediatric Responses (18 years old and under)	% of all calls that are pediatric
Augusta Fire Department	Fire Department	Ground Ambulance Service	Kennebec	5,261	192	3.6%
Aurora Volunteer Fire Dept.	Fire Department	Non-Transporting Service	Hancock	22	2	9.1%
Bangor Fire Department	Fire Department	Ground Ambulance Service	Penobscot	7,085	313	4.4%
Bar Harbor Fire Dept	Fire Department	Ground Ambulance Service	Hancock	1,118	40	3.6%
Bates EMS	College/Educational Institution	Non-Transporting Service	Androscoggin	112	39	34.8%
Bath Fire Department	Fire Department	Ground Ambulance Service	Sagadahoc	2,034	110	5.4%
Bath Iron Works Rescue	Private, Non-Hospital	Ground Ambulance Service	Sagadahoc	258	2	0.8%
Beech Ridge Speedway Ambulance	Private, Non-Hospital	Ground Ambulance Service	Cumberland	14	0	0.0%
Belfast Ambulance & Rescue Service	Governmental, Non-Fire	Ground Ambulance Service	Waldo	2,645	113	4.3%
Belgrade Fire Department	Fire Department	Non-Transporting Service	Kennebec	162	10	6.2%
Berwick Fire Department	Fire Department	Non-Transporting Service	York	364	23	6.3%
Bethel Ambulance Service	Community - Non-Profit	Ground Ambulance Service	Oxford	437	44	10.1%
Biddeford Ambulance Service	Fire Department	Ground Ambulance Service	York	4,140	248	6.0%
Boothbay Region Ambulance	Community - Non-Profit	Ground Ambulance Service	Lincoln	1,556	60	3.9%
Bowdoin First Responders	Fire Department	Non-Transporting Service	Sagadahoc	82	6	7.3%
Bowdoinham Fire & Rescue	Community - Non-Profit	Non-Transporting Service	Sagadahoc	149	8	5.4%
Bradford Fire Department	Fire Department	Non-Transporting Service	Penobscot	79	6	7.6%
Bremen Rescue First Responders	Governmental, Non-Fire	Non-Transporting Service	Lincoln	50	4	8.0%

Service	Organization Type	Service Type	County	Total Calls	Pediatric Responses (18 years old and under)	% of all calls that are pediatric
Brewer Fire Department	Fire Department	Non-Transporting Service	Penobscot	533	0	0.0%
Bristol Fire and Rescue	Fire Department	Non-Transporting Service	Lincoln	370	5	1.4%
Brooklin Volunteer Fire Dept Inc	Fire Department	Non-Transporting Service	Hancock	14	1	7.1%
Brooks Ambulance Inc.	Community - Non-Profit	Ground Ambulance Service	Waldo	76	4	5.3%
Brunswick Fire Department EMS	Fire Department	Ground Ambulance Service	Cumberland	3,464	155	4.5%
Buckfield Rescue Dept.	Community - Non-Profit	Ground Ambulance Service	Oxford	365	38	10.4%
Bucksport Fire Department	Fire Department	Ground Ambulance Service	Hancock	933	35	3.8%
Burlington Municipal Fire & Rescue Department	Fire Department	Non-Transporting Service	Penobscot	5	0	0.0%
Buxton Fire & Rescue	Fire Department	Ground Ambulance Service	York	734	64	8.7%
Calais Fire-EMS	Fire Department	Ground Ambulance Service	Washington	1,301	43	3.3%
Canaan Municipal Fire & Rescue	Fire Department	Non-Transporting Service	Somerset	66	0	0.0%
Cape Elizabeth Fire Rescue	Fire Department	Ground Ambulance Service	Cumberland	664	36	5.4%
Capital Ambulance <i>see Northern Light Medical Transport</i>	-	-	-	-	-	-
CarePlus Ambulance Service dba North Conway Ambulance	Private, Non-Hospital	Ground Ambulance Service	Hillsborough (NH)	0	0	0.0%
Caribou Fire - Ambulance	Fire Department	Ground Ambulance Service	Aroostook	2,146	155	7.2%
Carmel Fire & Rescue	Fire Department	Ground Ambulance Service	Penobscot	169	18	10.7%
Carrabassett Valley Fire - Rescue	Fire Department	Non-Transporting Service	Franklin	5	0	0.0%

Service	Organization Type	Service Type	County	Total Calls	Pediatric Responses (18 years old and under)	% of all calls that are pediatric
Casco Fire & Rescue	Governmental, Non-Fire	Ground Ambulance Service	Cumberland	440	27	6.1%
Castine Fire and Rescue	Fire Department	Non-Transporting Service	Hancock	113	11	9.7%
Central Lincoln County Ambulance	Community - Non-Profit	Ground Ambulance Service	Lincoln	2,347	71	3.0%
Charles A Dean Ambulance Service	Hospital	Ground Ambulance Service	Piscataquis	407	11	2.7%
Charlotte Volunteer Fire Department	Fire Department	Non-Transporting Service	Washington	6	1	16.7%
Chebeague Island Rescue	Fire Department	Ground Ambulance Service	Cumberland	63	5	7.9%
Cherryfield Ambulance Service	Governmental, Non-Fire	Ground Ambulance Service	Washington	268	12	4.5%
Chesterville Fire & EMS	Fire Department	Non-Transporting Service	Franklin	1	1	100.0%
China Rescue Squad	Community - Non-Profit	Non-Transporting Service	Kennebec	282	27	9.6%
Clinton Fire Dept Ambulance Service	Fire Department	Ground Ambulance Service	Kennebec	562	50	8.9%
Corinth Fire Department	Fire Department	Ground Ambulance Service	Penobscot	31	2	6.5%
County Ambulance Service Inc ( <i>no longer active</i> )	Private, Non-Hospital	Ground Ambulance Service	Hancock	2,139	71	3.3%
County Regional Emergency Services Unit	Governmental, Non-Fire	Non-Transporting Service	Cumberland	0	0	0.0%
Cranberry Isles Rescue	Fire Department	Non-Transporting Service	Hancock	18	0	0.0%
Crown Ambulance	Hospital	Ground Ambulance Service	Aroostook	2,890	140	4.8%
Cumberland Fire Department	Fire Department	Ground Ambulance Service	Cumberland	536	64	11.9%
Cundy's Harbor Fire Dept	Fire Department	Ground Ambulance Service	Cumberland	124	3	2.4%

<b>Service</b>	<b>Organization Type</b>	<b>Service Type</b>	<b>County</b>	<b>Total Calls</b>	<b>Pediatric Responses (18 years old and under)</b>	<b>% of all calls that are pediatric</b>
Cushing Rescue Squad	Community - Non-Profit	Ground Ambulance Service	Knox	119	8	6.7%
Cutler Fire Dept NCTAMS LANT Detachment Cutler	Fire Department	Non-Transporting Service	Washington	44	2	4.5%
Dedham Fire Department	Fire Department	Non-Transporting Service	Hancock	99	3	3.0%
Delta Ambulance	Private, Non-Hospital	Ground Ambulance Service	Kennebec	19,579	810	4.1%
Denmark Fire Dept 1st Responders	Fire Department	Non-Transporting Service	Oxford	0	0	0.0%
Denny River Volunteer Fire & Ambulance	Fire Department	Ground Ambulance Service	Washington	135	7	5.2%
Detroit Fire & Rescue	Fire Department	Non-Transporting Service	Somerset	51	1	2.0%
Dixmont Fire Rescue	Fire Department	Non-Transporting Service	Penobscot	84	3	3.6%
Dover-Foxcroft Fire Department	Fire Department	Non-Transporting Service	Piscataquis	5	0	0.0%
Downeast EMS (see WCEMSA dba Downeast)	-	-	-	-	-	-
Durham Fire & Rescue	Fire Department	Ground Ambulance Service	Androscoggin	226	26	11.5%
East Millinocket/Lincoln Ambulance	Fire Department	Ground Ambulance Service	Penobscot	2,719	142	5.2%
Eastbrook First Responder	Fire Department	Non-Transporting Service	Hancock	1	0	0.0%
Eddington Fire Dept	Fire Department	Non-Transporting Service	Penobscot	311	20	6.4%
Edgecomb Fire Department	Fire Department	Non-Transporting Service	Lincoln	56	4	7.1%
Effingham Fire & Rescue	Fire Department	Non-Transporting Service	Carroll (NH)	0	0	0.0%
Etna Volunteer Fire and Rescue	Fire Department	Non-Transporting Service	Penobscot	41	4	9.8%
Fairfield Fire Rescue	Fire Department	Non-Transporting Service	Somerset	1,064	71	6.7%
Falmouth Fire - EMS	Fire Department	Ground Ambulance Service	Cumberland	1,299	57	4.4%

Service	Organization Type	Service Type	County	Total Calls	Pediatric Responses (18 years old and under)	% of all calls that are pediatric
Farmington Fire Rescue	Fire Department	Non-Transporting Service	Franklin	18	0	0.0%
Freeport Fire Department	Fire Department	Ground Ambulance Service	Cumberland	1,305	90	6.9%
Frye Island Rescue Service	Governmental, Non-Fire	Ground Ambulance Service	Cumberland	22	2	9.1%
Fryeburg Rescue	Community - Non-Profit	Ground Ambulance Service	Oxford	871	72	8.3%
G & H Ambulance Service	Community - Non-Profit	Ground Ambulance Service	Penobscot	1,348	59	4.4%
Gardiner Fire & Ambulance Department	Fire Department	Ground Ambulance Service	Kennebec	2,822	115	4.1%
Georgetown Fire Department & Ambulance	Fire Department	Ground Ambulance Service	Sagadahoc	85	3	3.5%
Glenburn Fire Department	Fire Department	Non-Transporting Service	Penobscot	1	0	0.0%
Goodwins Mills Fire Rescue <i>see Town of Lyman</i>	-	-	-	-	-	-
Gorham Fire Department	Fire Department	Ground Ambulance Service	Cumberland	1,516	140	9.2%
Gouldsboro Fire Department	Fire Department	Ground Ambulance Service	Hancock	150	2	1.3%
Gray Fire - Rescue	Fire Department	Ground Ambulance Service	Cumberland	596	56	9.4%
Greenbush Fire Dept	Fire Department	Non-Transporting Service	Penobscot	101	6	5.9%
Greene Fire Dept Rescue	Fire Department	Non-Transporting Service	Androscoggin	43	4	9.3%
Greenville Fire & Rescue	Fire Department	Non-Transporting Service	Piscataquis	1	0	0.0%
Greenwood First Responders	Fire Department	Non-Transporting Service	Oxford	19	2	10.5%
Guilford Fire First Responders	Fire Department	Non-Transporting Service	Piscataquis	31	1	3.2%
Hampden Fire Department	Fire Department	Ground Ambulance Service	Penobscot	773	33	4.3%

<b>Service</b>	<b>Organization Type</b>	<b>Service Type</b>	<b>County</b>	<b>Total Calls</b>	<b>Pediatric Responses (18 years old and under)</b>	<b>% of all calls that are pediatric</b>
Hancock Vol Fire Department	Fire Department	Non-Transporting Service	Hancock	133	7	5.3%
Harmony Regional Ambulance Service	Fire Department	Ground Ambulance Service	Somerset	195	11	5.6%
Harpswell Neck Fire & Rescue	Fire Department	Ground Ambulance Service	Cumberland	218	11	5.0%
Harrison Fire - Rescue First Responder Service	Fire Department	Non-Transporting Service	Cumberland	41	2	4.9%
Hermon Fire Department	Fire Department	Non-Transporting Service	Penobscot	79	9	11.4%
Hermon Volunteer Rescue	Community - Non-Profit	Ground Ambulance Service	Penobscot	559	59	10.6%
Holden Fire Rescue	Fire Department	Non-Transporting Service	Penobscot	339	18	5.3%
Hollis Fire - Rescue	Fire Department	Ground Ambulance Service	York	338	27	8.0%
Houlton Ambulance Service	Governmental, Non-Fire	Ground Ambulance Service	Aroostook	1,946	65	3.3%
Howland Fire & EMS	Fire Department	Ground Ambulance Service	Penobscot	1,752	76	4.3%
Hudson Fire Department	Fire Department	Non-Transporting Service	Penobscot	42	4	9.5%
Industry Fire Department	Fire Department	Non-Transporting Service	Franklin	32	1	3.1%
Island Falls Ambulance Service	Governmental, Non-Fire	Ground Ambulance Service	Aroostook	112	2	1.8%
Isle au Haut Rescue	Governmental, Non-Fire	Non-Transporting Service	Knox	0	0	0.0%
Islesboro Ambulance Service	Governmental, Non-Fire	Ground Ambulance Service	Waldo	95	0	0.0%
Jackman-Moose River Fire & Rescue Department	Fire Department	Ground Ambulance Service	Somerset	151	5	3.3%
Jay Fire and Rescue	Fire Department	Non-Transporting Service	Franklin	31	6	19.4%
Jefferson Fire and Rescue	Fire Department	Non-Transporting Service	Lincoln	176	10	5.7%

<b>Service</b>	<b>Organization Type</b>	<b>Service Type</b>	<b>County</b>	<b>Total Calls</b>	<b>Pediatric Responses (18 years old and under)</b>	<b>% of all calls that are pediatric</b>
Kenduskeag Fire - Rescue	Governmental, Non-Fire	Non-Transporting Service	Penobscot	17	1	5.9%
Kennebunk Fire Rescue	Fire Department	Ground Ambulance Service	York	2,357	88	3.7%
Kennebunkport EMS	Community - Non-Profit	Ground Ambulance Service	York	371	16	4.3%
Kingfield Fire - Rescue	Fire Department	Non-Transporting Service	Franklin	47	2	4.3%
Lebanon Fire-EMS	Fire Department	Ground Ambulance Service	York	561	58	10.3%
Lee Fire Rescue	Fire Department	Non-Transporting Service	Penobscot	68	9	13.2%
Levant Fire Department	Fire Department	Non-Transporting Service	Penobscot	93	6	6.5%
Liberty Volunteer Ambulance Service	Community - Non-Profit	Ground Ambulance Service	Waldo	179	10	5.6%
Lifeflight of Maine	Community - Non-Profit	Scene Response Air Ambulance Service	Penobscot	2,109	323	15.3%
Limerick Rescue	Fire Department	Ground Ambulance Service	York	290	15	5.2%
Limington Fire and EMS	Fire Department	Ground Ambulance Service	York	312	21	6.7%
Lisbon Emergency Inc.	Community - Non-Profit	Ground Ambulance Service	Androscoggin	1,036	103	9.9%
Litchfield Fire & Rescue	Fire Department	Non-Transporting Service	Kennebec	96	5	5.2%
Livermore Falls Fire Dept.	Fire Department	Non-Transporting Service	Androscoggin	33	2	6.1%
Livermore Fire Rescue	Fire Department	Non-Transporting Service	Androscoggin	17	1	5.9%
Long Island Volunteer Rescue	Fire Department	Ground Ambulance Service	Cumberland	23	2	8.7%
Lowell Fire and Rescue Department	Fire Department	Ground Ambulance Service	Penobscot	83	0	0.0%
Machias Ambulance Service	Governmental, Non-Fire	Ground Ambulance Service	Washington	907	51	5.6%

Service	Organization Type	Service Type	County	Total Calls	Pediatric Responses (18 years old and under)	% of all calls that are pediatric
Madawaska Ambulance Service	Governmental, Non-Fire	Ground Ambulance Service	Aroostook	851	30	3.5%
Maine Medical Center	Hospital	Ground Ambulance Service	Cumberland	124	122	98.4%
Maine State Police Medical Unit	Governmental, Non-Fire	Non-Transporting Service	Washington	0	0	0.0%
Mariaville Volunteer Fire Department	Fire Department	Non-Transporting Service	Hancock	25	1	4.0%
Mattawamkeag Rescue	Fire Department	Ground Ambulance Service	Penobscot	128	5	3.9%
Mayo Regional Hospital EMS	Hospital	Ground Ambulance Service	Piscataquis	4,907	244	5.0%
Mechanic Falls Fire Department	Fire Department	Non-Transporting Service	Androscoggin	35	6	17.1%
Med-Care Ambulance Service	Community - Non-Profit	Ground Ambulance Service	Oxford	4,020	207	5.1%
MEDCU	Fire Department	Ground Ambulance Service	Cumberland	12,890	1871	14.5%
Memorial Ambulance Corps	Community - Non-Profit	Ground Ambulance Service	Hancock	612	7	1.1%
Meridian Mobile Health LLC dba Capital Ambulance <i>see Northern Light Medical Transport</i>	-	-	-	-	-	-
Mid Coast Hospital Interceptor	Hospital	Non-Transporting Service	Cumberland	626	19	3.0%
Milford Fire Department	Fire Department	Non-Transporting Service	Penobscot	238	11	4.6%
Millinocket Fire Department Ambulance Service	Fire Department	Ground Ambulance Service	Penobscot	801	21	2.6%
Milo Fire Department	Fire Department	Non-Transporting Service	Piscataquis	16	0	0.0%
Minot Fire Department	Fire Department	Non-Transporting Service	Androscoggin	79	2	2.5%
Monson Fire Dept First Responders	Fire Department	Non-Transporting Service	Piscataquis	39	3	7.7%

<b>Service</b>	<b>Organization Type</b>	<b>Service Type</b>	<b>County</b>	<b>Total Calls</b>	<b>Pediatric Responses (18 years old and under)</b>	<b>% of all calls that are pediatric</b>
Moosabec Ambulance	Community - Non-Profit	Ground Ambulance Service	Washington	286	5	1.7%
Mount Vernon Rescue	Community - Non-Profit	Non-Transporting Service	Kennebec	158	8	5.1%
Naples Fire Department	Fire Department	Ground Ambulance Service	Cumberland	441	39	8.8%
New Gloucester Fire & Rescue	Fire Department	Ground Ambulance Service	Cumberland	401	25	6.2%
New Portland Fire - Rescue	Fire Department	Non-Transporting Service	Somerset	2	0	0.0%
New Sharon Fire Rescue	Fire Department	Non-Transporting Service	Franklin	111	5	4.5%
Newburgh Rescue	Fire Department	Non-Transporting Service	Penobscot	99	9	9.1%
Newfield Rescue Squad	Community - Non-Profit	Ground Ambulance Service	York	180	10	5.6%
Newport Fire Department	Fire Department	Non-Transporting Service	Penobscot	88	1	1.1%
Nobleboro First Responders	Fire Department	Non-Transporting Service	Lincoln	60	1	1.7%
North Berwick Rescue Squad Inc	Community - Non-Profit	Ground Ambulance Service	York	537	29	5.4%
North Haven EMS	Community - Non-Profit	Ground Ambulance Service	Knox	41	0	0.0%
North Yarmouth Fire Rescue	Fire Department	Ground Ambulance Service	Cumberland	154	16	10.4%
Northeast Harbor Ambulance Service, Inc.	Community - Non-Profit	Ground Ambulance Service	Hancock	302	13	4.3%
Northeast Mobile Health Services	Private, Non-Hospital	Ground Ambulance Service	Cumberland	24,777	1507	6.1%
Northern Light Medical Transport (formerly Meridian Mobile Health LLC dba Capital Ambulance)	Private, Non-Hospital	Ground Ambulance Service	Penobscot	15,945	781	4.9%
Northport First Responders	Governmental, Non-Fire	Non-Transporting Service	Waldo	84	4	4.8%

Service	Organization Type	Service Type	County	Total Calls	Pediatric Responses (18 years old and under)	% of all calls that are pediatric
NorthStar	Hospital	Ground Ambulance Service	Franklin	5,747	381	6.6%
Oakfield Fire Department	Fire Department	Non-Transporting Service	Aroostook	6	0	0.0%
Oakland Fire - Rescue	Fire Department	Non-Transporting Service	Kennebec	603	24	4.0%
Ogunquit Fire Rescue	Fire Department	Ground Ambulance Service	York	478	27	5.6%
Old Orchard Beach EMS	Fire Department	Ground Ambulance Service	York	1,783	129	7.2%
Old Town Fire Dept	Fire Department	Ground Ambulance Service	Penobscot	2,034	128	6.3%
Orono Fire - Rescue	Fire Department	Ground Ambulance Service	Penobscot	1,351	69	5.1%
Orrington Fire Dept.	Fire Department	Ground Ambulance Service	Penobscot	233	15	6.4%
Orrs/Bailey Island Fire Department	Fire Department	Ground Ambulance Service	Cumberland	186	3	1.6%
Osborn Municipal Vol Fire Dept	Fire Department	Non-Transporting Service	Hancock	1	0	0.0%
Otisfield Fire Department	Fire Department	Non-Transporting Service	Oxford	55	4	7.3%
Oxford Fire Rescue	Fire Department	Ground Ambulance Service	Oxford	583	27	4.6%
PACE Paramedic Service	Hospital	Ground Ambulance Service	Oxford	3,787	218	5.8%
Paris Fire Department	Fire Department	Non-Transporting Service	Oxford	0	0	0.0%
Passamaquoddy Fire & Rescue	Tribal	Ground Ambulance Service	Washington	417	35	8.4%
Patten Ambulance Service	Governmental, Non-Fire	Ground Ambulance Service	Penobscot	475	11	2.3%
Peninsula Ambulance Corps	Community - Non-Profit	Ground Ambulance Service	Hancock	1,078	51	4.7%

<b>Service</b>	<b>Organization Type</b>	<b>Service Type</b>	<b>County</b>	<b>Total Calls</b>	<b>Pediatric Responses (18 years old and under)</b>	<b>% of all calls that are pediatric</b>
Petit Manan Ambulance	Community - Non-Profit	Ground Ambulance Service	Washington	483	21	4.3%
Phippsburg Fire & Rescue Department	Fire Department	Ground Ambulance Service	Sagadahoc	178	10	5.6%
Pleasant River Ambulance Service	Governmental, Non-Fire	Ground Ambulance Service	Washington	485	18	3.7%
Plymouth Fire Department	Fire Department	Non-Transporting Service	Penobscot	100	6	6.0%
Poland Fire Rescue	Governmental, Non-Fire	Ground Ambulance Service	Androscoggin	708	58	8.2%
Pownal Fire Dept First Responders	Fire Department	Non-Transporting Service	Cumberland	44	3	6.8%
Presque Isle Fire Department	Fire Department	Ground Ambulance Service	Aroostook	1,258	91	7.2%
Raymond Rescue	Fire Department	Ground Ambulance Service	Cumberland	410	27	6.6%
Redington Fairview EMS	Hospital	Ground Ambulance Service	Somerset	4,256	207	4.9%
Richmond Fire Department	Fire Department	Non-Transporting Service	Sagadahoc	204	17	8.3%
Rockland Fire & EMS	Fire Department	Ground Ambulance Service	Knox	1,637	73	4.5%
Rockwood Fire - EMS	Fire Department	Non-Transporting Service	Somerset	28	0	0.0%
Rome Fire & Rescue	Governmental, Non-Fire	Non-Transporting Service	Kennebec	59	3	5.1%
Rumford Fire Department	Fire Department	Non-Transporting Service	Oxford	143	12	8.4%
Sabattus Fire Rescue	Fire Department	Non-Transporting Service	Androscoggin	131	7	5.3%
Saco Fire Department	Fire Department	Ground Ambulance Service	York	2,799	147	5.3%
Sacopee Rescue Inc	Community - Non-Profit	Ground Ambulance Service	York	720	69	9.6%
Sanford Fire Dept Ambulance Service	Fire Department	Ground Ambulance Service	York	2,825	137	4.8%

Service	Organization Type	Service Type	County	Total Calls	Pediatric Responses (18 years old and under)	% of all calls that are pediatric
Scarborough Downs EMS	Private, Non-Hospital	Non-Transporting Service	Cumberland	4	1	25.0%
Scarborough Fire Department	Fire Department	Ground Ambulance Service	Cumberland	2,682	148	5.5%
Searsmont Rescue	Community - Non-Profit	Ground Ambulance Service	Waldo	99	8	8.1%
Searsport Ambulance Service	Governmental, Non-Fire	Ground Ambulance Service	Waldo	621	39	6.3%
Sebago EMS	Governmental, Non-Fire	Ground Ambulance Service	Cumberland	140	9	6.4%
Sebasticoock Valley Hospital Ambulance	Hospital	Ground Ambulance Service	Somerset	1,919	106	5.5%
Shapleigh Rescue Squad	Governmental, Non-Fire	Ground Ambulance Service	York	186	24	12.9%
Sidney Rescue	Governmental, Non-Fire	Non-Transporting Service	Kennebec	219	7	3.2%
Sipayik Ambulance Corps	Tribal	Ground Ambulance Service	Washington	245	23	9.4%
Skowhegan Fire Department	Fire Department	Non-Transporting Service	Somerset	43	5	11.6%
Smithfield Fire Department	Fire Department	Non-Transporting Service	Somerset	61	7	11.5%
Sorrento Rescue	Fire Department	Non-Transporting Service	Hancock	0	0	0.0%
South Bristol Volunteer Fire Department	Fire Department	Non-Transporting Service	Lincoln	38	0	0.0%
South Portland Fire Rescue	Fire Department	Ground Ambulance Service	Cumberland	3,450	205	5.9%
South Thomaston Ambulance Service	Community - Non-Profit	Ground Ambulance Service	Knox	182	14	7.7%
Southwest Harbor / Tremont Ambulance Service Inc	Community - Non-Profit	Ground Ambulance Service	Hancock	387	11	2.8%
Springfield Volunteer Fire Department	Governmental, Non-Fire	Non-Transporting Service	Penobscot	11	0	0.0%

<b>Service</b>	<b>Organization Type</b>	<b>Service Type</b>	<b>County</b>	<b>Total Calls</b>	<b>Pediatric Responses (18 years old and under)</b>	<b>% of all calls that are pediatric</b>
St George Ambulance	Community - Non-Profit	Ground Ambulance Service	Knox	377	15	4.0%
Standish Fire - EMS	Fire Department	Ground Ambulance Service	Cumberland	1,142	118	10.3%
Stetson Fire Rescue	Fire Department	Non-Transporting Service	Penobscot	14	0	0.0%
Stewarts Ambulance (formerly American Ambulance)	Private, Non-Hospital	Ground Ambulance Service	York	8,511	828	9.7%
Stockton Springs Ambulance Service	Governmental, Non-Fire	Ground Ambulance Service	Waldo	277	26	9.4%
Stoneham Rescue Service	Community - Non-Profit	Ground Ambulance Service	Oxford	189	9	4.8%
Sullivan Fire Rescue	Fire Department	Ground Ambulance Service	Hancock	91	4	4.4%
Swans Island Ambulance	Community - Non-Profit	Ground Ambulance Service	Hancock	38	8	21.1%
Thomaston Ambulance	Governmental, Non-Fire	Ground Ambulance Service	Knox	321	15	4.7%
Three Rivers Ambulance Service	Community - Non-Profit	Ground Ambulance Service	Piscataquis	696	25	3.6%
Topsham Fire - EMS	Fire Department	Ground Ambulance Service	Sagadahoc	1,289	85	6.6%
Town of Lisbon Fire Service	Fire Department	Non-Transporting Service	Androscoggin	92	4	4.3%
Town of Lyman DBA / Goodwins Mills Fire-Rescue	Fire Department	Ground Ambulance Service	York	453	46	10.2%
Town of Mercer Rescue	Governmental, Non-Fire	Non-Transporting Service	Somerset	36	1	2.8%
Trackside Ambulance Service	Private, Non-Hospital	Ground Ambulance Service	Androscoggin	5	1	20.0%
Tri-Town Ambulance Service (no longer active)	Community - Non-Profit	Ground Ambulance Service	Oxford	385	10	2.6%

<b>Service</b>	<b>Organization Type</b>	<b>Service Type</b>	<b>County</b>	<b>Total Calls</b>	<b>Pediatric Responses (18 years old and under)</b>	<b>% of all calls that are pediatric</b>
Turner Rescue	Governmental, Non-Fire	Ground Ambulance Service	Androscoggin	941	72	7.7%
U.S. Border Patrol Medical Response Team	Governmental, Non-Fire	Non-Transporting Service	Aroostook	4	0	0.0%
Union Fire-Rescue	Governmental, Non-Fire	Ground Ambulance Service	Knox	495	23	4.6%
United Ambulance Service	Hospital	Ground Ambulance Service	Androscoggin	16,333	1426	8.7%
Unity Volunteer Ambulance Corps	Community - Non-Profit	Ground Ambulance Service	Waldo	544	74	13.6%
University of New England	College/Educational Institution	Non-Transporting Service	York	20	9	45.0%
University Volunteer Ambulance Corps	College/Educational Institution	Ground Ambulance Service	Penobscot	426	85	20.0%
Upper Kennebec Valley Ambulance	Community - Non-Profit	Ground Ambulance Service	Somerset	324	12	3.7%
Van Buren Ambulance Service	Governmental, Non-Fire	Ground Ambulance Service	Aroostook	751	33	4.4%
Vassalboro First Responders	Governmental, Non-Fire	Non-Transporting Service	Kennebec	217	8	3.7%
Veazie Fire Department	Fire Department	Non-Transporting Service	Penobscot	148	2	1.4%
Vinalhaven Ambulance	Governmental, Non-Fire	Ground Ambulance Service	Knox	198	5	2.5%
Waldoboro Emergency Medical Services	Governmental, Non-Fire	Ground Ambulance Service	Lincoln	1,645	76	4.6%
Wales Rescue	Governmental, Non-Fire	Non-Transporting Service	Androscoggin	41	6	14.6%
Waltham Municipal Vol Fire Dept	Fire Department	Non-Transporting Service	Hancock	9	1	11.1%
Warren Rescue	Governmental, Non-Fire	Ground Ambulance Service	Knox	489	15	3.1%
Waterboro Fire Dept Rescue	Fire Department	Ground Ambulance Service	York	654	61	9.3%

<b>Service</b>	<b>Organization Type</b>	<b>Service Type</b>	<b>County</b>	<b>Total Calls</b>	<b>Pediatric Responses (18 years old and under)</b>	<b>% of all calls that are pediatric</b>
Waterville Fire Department	Fire Department	Non-Transporting Service	Kennebec	2,866	90	3.1%
WCEMSA dba Downeast EMS	Community - Non-Profit	Ground Ambulance Service	Washington	2,044	66	3.2%
Weld Volunteer Fire & EMS	Fire Department	Non-Transporting Service	Franklin	20	1	5.0%
Wells Emergency Medical Services	Community - Non-Profit	Ground Ambulance Service	York	1,891	81	4.3%
Wells Fire Department Rescue	Fire Department	Non-Transporting Service	York	532	4	0.8%
West Bath Fire Dept	Fire Department	Non-Transporting Service	Sagadahoc	32	0	0.0%
West Forks Volunteer Fire Department	Fire Department	Non-Transporting Service	Somerset	1	0	0.0%
Westbrook Fire Rescue	Fire Department	Ground Ambulance Service	Cumberland	2,942	165	5.6%
Westport Volunteer Fire Dept First Responders	Fire Department	Non-Transporting Service	Lincoln	13	0	0.0%
Whitefield Fire Department Rescue	Fire Department	Non-Transporting Service	Lincoln	64	2	3.1%
Wilton Fire and Rescue	Fire Department	Non-Transporting Service	Franklin	0	0	0.0%
Windham Fire Rescue	Fire Department	Ground Ambulance Service	Cumberland	1,753	133	7.6%
Windsor Fire & Rescue	Fire Department	Non-Transporting Service	Kennebec	206	19	9.2%
Winslow Fire Department Rescue	Fire Department	Non-Transporting Service	Kennebec	945	40	4.2%
Winterport Volunteer Ambulance Service	Community - Non-Profit	Ground Ambulance Service	Waldo	499	20	4.0%
Winthrop Ambulance Service	Governmental, Non-Fire	Ground Ambulance Service	Kennebec	1,729	109	6.3%
Wiscasset Ambulance Service	Governmental, Non-Fire	Ground Ambulance Service	Lincoln	781	51	6.5%
Woodstock First Responders	Fire Department	Non-Transporting Service	Oxford	81	0	0.0%

Service	Organization Type	Service Type	County	Total Calls	Pediatric Responses (18 years old and under)	% of all calls that are pediatric
Woolwich Fire Department	Fire Department	Ground Ambulance Service	Sagadahoc	236	19	8.1%
Yarmouth Fire Rescue	Fire Department	Ground Ambulance Service	Cumberland	1,231	74	6.0%
York Ambulance Association Inc	Private, Non-Hospital	Ground Ambulance Service	York	2,273	137	6.0%
York Beach Volunteer Fire Department	Fire Department	Non-Transporting Service	York	437	21	4.8%
York Village Fire Department	Fire Department	Non-Transporting Service	York	718	3	0.4%
<b>Grand Total</b>				<b>278,220</b>	<b>17,300</b>	<b>6.2%</b>

# INDIVIDUAL HOSPITALS TRANSPORTS

## MAINE HOSPITALS

A.R. GOULD HOSPITAL	
<i>Transports INTO facility and type</i>	<i>555</i>
911 Response (Scene)	507
Intercept	2
Interfacility Transport	40
Medical Transport	4
Paramedic Interfacility Transport (PIFT)	2
<i>Transports OUT OF facility and type</i>	<i>148</i>
Emergency Response	2
Interfacility Transport	123
Medical Transport	17
Paramedic Interfacility Transport (PIFT)	3
Specialty Care Transport (SCT)	3

BLUE HILL MEMORIAL HOSPITAL	
<i>Transports INTO facility and type</i>	<i>850</i>
911 Response (Scene)	733
Intercept	23
Interfacility Transport	71
Medical Transport	19
Mutual Aid	2
Standby	1
Paramedic Interfacility Transport (PIFT)	1
<i>Transports OUT OF facility and type</i>	<i>503</i>
Emergency Response	12
Interfacility Transport	393
Medical Transport	25
Paramedic Interfacility Transport (PIFT)	60
Specialty Care Transport (SCT)	12
Standby/Other	1

ACADIA HOSPITAL	
<i>Transports INTO facility and type</i>	<i>1,804</i>
911 Response (Scene)	12
Interfacility Transport	1,644
Medical Transport	144
Paramedic Interfacility Transport (PIFT)	2
Specialty Care Transport (SCT)	2
<i>Transports OUT OF facility and type</i>	<i>280</i>
Emergency Response	140
Interfacility Transport	118
Medical Transport	21
Paramedic Interfacility Transport (PIFT)	1

BRIDGTON HOSPITAL	
<i>Transports INTO facility and type</i>	<i>1,867</i>
911 Response (Scene)	1,378
Emergency Response	252
Intercept	47
Interfacility Transport	93
Medical Transport	70
Mutual Aid	18
Paramedic Interfacility Transport (PIFT)	3
Public Assistance/Other Not Listed	1
Specialty Care Transport (SCT)	1
Standby	4
<i>Transports OUT OF facility and type</i>	<i>942</i>
Emergency Response	31
Interfacility Transport	680
Medical Transport	74
Paramedic Interfacility Transport (PIFT)	134
Specialty Care Transport (SCT)	21
Standby/Other	2

CALAIS REGIONAL HOSPITAL	
<i>Transports INTO facility and type</i>	<i>1,891</i>
911 Response (Scene)	1,645
Intercept	202
Interfacility Transport	22
Medical Transport	14
Mutual Aid	1
Public Assistance/Other Not Listed	6
Standby	1
<i>Transports OUT OF facility and type</i>	<i>794</i>
Emergency Response	10
Interfacility Transport	512
Medical Transport	103
Paramedic Interfacility Transport (PIFT)	147
Specialty Care Transport (SCT)	17
Standby/Other	1
Paramedic Interfacility Transport (PIFT)	1
Public Assistance/Other Not Listed	3

CENTRAL MAINE MEDICAL CENTER	
<i>Transports INTO facility and type</i>	<i>10,209</i>
911 Response (Scene)	8,245
Emergency Response	52
Intercept	72
Interfacility Transport	1,299
Medical Transport	162
Mutual Aid	40
Paramedic Interfacility Transport (PIFT)	221
Public Assistance/Other Not Listed	3
Specialty Care Transport (SCT)	106
Standby	3
(blank)	6
<i>Transports OUT OF facility and type</i>	<i>2,981</i>
Emergency Response	92
Interfacility Transport	2,014
Medical Transport	785
Paramedic Interfacility Transport (PIFT)	43
Specialty Care Transport (SCT)	24
Standby/Other	23

CARY MEDICAL CENTER	
<i>Transports INTO facility and type</i>	<i>2,262</i>
911 Response (Scene)	2,195
Intercept	5
Interfacility Transport	33
Medical Transport	24
Mutual Aid	1
Paramedic Interfacility Transport (PIFT)	1
Public Assistance/Other Not Listed	3
<i>Transports OUT OF facility and type</i>	<i>948</i>
Emergency Response	9
Interfacility Transport	678
Medical Transport	207
Paramedic Interfacility Transport (PIFT)	42
Specialty Care Transport (SCT)	12

CHARLES A DEAN MEMORIAL HOSPITAL	
<i>Transports INTO facility and type</i>	<i>249</i>
911 Response (Scene)	197
Intercept	1
Interfacility Transport	46
Medical Transport	5
<i>Transports OUT OF facility and type</i>	<i>162</i>
Emergency Response	3
Interfacility Transport	132
Medical Transport	17
Paramedic Interfacility Transport (PIFT)	9
Specialty Care Transport (SCT)	1

DOWN EAST COMMUNITY HOSPITAL	
<i>Transports INTO facility and type</i>	<i>1,535</i>
911 Response (Scene)	1,386
Intercept	52
Interfacility Transport	67
Medical Transport	21
Paramedic Interfacility Transport (PIFT)	8
Specialty Care Transport (SCT)	1
<i>Transports OUT OF facility and type</i>	<i>805</i>
Emergency Response	8
Interfacility Transport	593
Medical Transport	78
Paramedic Interfacility Transport (PIFT)	98
Specialty Care Transport (SCT)	26
Standby/Other	2

HOULTON REGIONAL HOSPITAL	
<i>Transports INTO facility and type</i>	<i>1,754</i>
911 Response (Scene)	1,699
Emergency Response	2
Intercept	19
Interfacility Transport	17
Medical Transport	8
Mutual Aid	8
Public Assistance/Other Not Listed	1
<i>Transports OUT OF facility and type</i>	<i>686</i>
Emergency Response	15
Interfacility Transport	544
Medical Transport	50
Paramedic Interfacility Transport (PIFT)	53
Specialty Care Transport (SCT)	7
Standby/Other	17

FRANKLIN MEMORIAL HOSPITAL	
<i>Transports INTO facility and type</i>	<i>2,981</i>
911 Response (Scene)	2,939
Community Paramedicine	1
Interfacility Transport	1
Interfacility Transport	25
Medical Transport	8
Paramedic Interfacility Transport (PIFT)	4
Standby	3
<i>Transports OUT OF facility and type</i>	<i>1,034</i>
Emergency Response	33
Interfacility Transport	731
Medical Transport	53
Paramedic Interfacility Transport (PIFT)	145
Specialty Care Transport (SCT)	55
Standby/Other	17

INLAND HOSPITAL	
<i>Transports INTO facility and type</i>	<i>2,387</i>
911 Response (Scene)	2,240
Intercept	15
Interfacility Transport	95
Medical Transport	21
Paramedic Interfacility Transport (PIFT)	12
Public Assistance/Other Not Listed	2
Specialty Care Transport (SCT)	1
Standby	1
<i>Transports OUT OF facility and type</i>	<i>1,043</i>
Emergency Response	36
Interfacility Transport	799
Medical Transport	90
Paramedic Interfacility Transport (PIFT)	94
Specialty Care Transport (SCT)	22
Standby/Other	2

JACKMAN COMMUNITY HEALTH CENTER	
<i>Transports INTO facility and type</i>	<i>59</i>
911 Response (Scene)	59
<i>Transports OUT OF facility and type</i>	<i>78</i>
Emergency Response	10
Interfacility Transport	55
Medical Transport	10
Specialty Care Transport (SCT)	2
Standby/Other	1

LINCOLN COUNTY HEALTH - MILES CAMPUS	
<i>Transports INTO facility and type</i>	<i>2,376</i>
911 Response (Scene)	2,141
Community Paramedicine	3
Intercept	16
Interfacility Transport	132
Medical Transport	46
Mutual Aid	22
Paramedic Interfacility Transport (PIFT)	11
Public Assistance/Other Not Listed	3
Specialty Care Transport (SCT)	1
Standby	1
<i>Transports OUT OF facility and type</i>	<i>1,164</i>
Emergency Response	39
Interfacility Transport	808
Medical Transport	152
Paramedic Interfacility Transport (PIFT)	134
Specialty Care Transport (SCT)	26
Standby/Other	5

LINCOLN COUNTY HEALTH - ST ANDREWS CAMPUS	
<i>Transports INTO facility and type</i>	<i>15</i>
911 Response (Scene)	7
Interfacility Transport	5
Medical Transport	3
<i>Transports OUT OF facility and type</i>	<i>242</i>
Emergency Response	36
Interfacility Transport	176
Medical Transport	10
Paramedic Interfacility Transport (PIFT)	15
Standby/Other	5

MAINE COAST MEMORIAL HOSPITAL	
<i>Transports INTO facility and type</i>	<i>2,691</i>
911 Response (Scene)	2,373
Intercept	59
Interfacility Transport	181
Medical Transport	50
Mutual Aid	4
Paramedic Interfacility Transport (PIFT)	21
Specialty Care Transport (SCT)	1
Standby	1
(blank)	1
<i>Transports OUT OF facility and type</i>	<i>1,452</i>
Emergency Response	20
Interfacility Transport	1,154
Medical Transport	103
Paramedic Interfacility Transport (PIFT)	143
Specialty Care Transport (SCT)	31
Standby/Other	1

MAINE GENERAL MEDICAL CENTER - ALFOND CENTER	
--	--

<i>Transports INTO facility and type</i>	<i>12,716</i>
911 Response (Scene)	9,621
Community Paramedicine	6
Intercept	17
Interfacility Transport	2,392
Medical Transport	368
Mutual Aid	13
Paramedic Interfacility Transport (PIFT)	258
Public Assistance/Other Not Listed	5
Specialty Care Transport (SCT)	32
Standby	4
<i>Transports OUT OF facility and type</i>	<i>4,313</i>
Emergency Response	112
Interfacility Transport	3,072
Medical Transport	802
Paramedic Interfacility Transport (PIFT)	247
Specialty Care Transport (SCT)	74
Standby/Other	6

MAINE MEDICAL CENTER	
----------------------	--

<i>Transports INTO facility and type</i>	<i>30,602</i>
911 Response (Scene)	20,669
Community Paramedicine	2
Emergency Response	248
Intercept	187
Interfacility Transport	6,037
Medical Transport	1,875
Mutual Aid	134
Paramedic Interfacility Transport (PIFT)	1,114
Public Assistance/Other Not Listed	13
Specialty Care Transport (SCT)	311
Standby	9
(blank)	3
<i>Transports OUT OF facility and type</i>	<i>6,233</i>
Emergency Response	86
Interfacility Transport	3,019
Medical Transport	3,021
Paramedic Interfacility Transport (PIFT)	32
Specialty Care Transport (SCT)	52
Standby/Other	23

MAINE GENERAL MEDICAL CENTER - THAYER CENTER	
--	--

<i>Transports INTO facility and type</i>	<i>3,603</i>
911 Response (Scene)	3,419
Community Paramedicine	6
Intercept	21
Interfacility Transport	115
Medical Transport	33
Paramedic Interfacility Transport (PIFT)	2
Public Assistance/Other Not Listed	2
Specialty Care Transport (SCT)	1
Standby	4
<i>Transports OUT OF facility and type</i>	<i>2,973</i>
Emergency Response	84
Interfacility Transport	2,354
Medical Transport	236
Paramedic Interfacility Transport (PIFT)	259
Specialty Care Transport (SCT)	35
Standby/Other	5

MAYO REGIONAL HOSPITAL	
------------------------	--

<i>Transports INTO facility and type</i>	<i>2,154</i>
911 Response (Scene)	1,991
Intercept	57
Interfacility Transport	58
Medical Transport	27
Mutual Aid	17
Paramedic Interfacility Transport (PIFT)	1
Public Assistance/Other Not Listed	2
Standby	1
<i>Transports OUT OF facility and type</i>	<i>1,132</i>
Emergency Response	10
Interfacility Transport	871
Medical Transport	91
Paramedic Interfacility Transport (PIFT)	75
Specialty Care Transport (SCT)	27
Standby/Other	58

MERCY HOSPITAL	
<i>Transports INTO facility and type</i>	<i>5,308</i>
911 Response (Scene)	4,671
Emergency Response	35
Intercept	21
Interfacility Transport	303
Medical Transport	250
Mutual Aid	15
Paramedic Interfacility Transport (PIFT)	8
Public Assistance/Other Not Listed	1
Specialty Care Transport (SCT)	3
Standby	1
<i>Transports OUT OF facility and type</i>	<i>1,500</i>
Emergency Response	69
Interfacility Transport	784
Medical Transport	614
Paramedic Interfacility Transport (PIFT)	22
Specialty Care Transport (SCT)	10
Standby/Other	1

MILLINOCKET REGIONAL HOSPITAL	
<i>Transports INTO facility and type</i>	<i>1,108</i>
911 Response (Scene)	1,045
Emergency Response	1
Intercept	4
Interfacility Transport	35
Medical Transport	14
Mutual Aid	1
Paramedic Interfacility Transport (PIFT)	4
Public Assistance/Other Not Listed	2
Standby	2
<i>Transports OUT OF facility and type</i>	<i>535</i>
Emergency Response	24
Interfacility Transport	352
Medical Transport	71
Paramedic Interfacility Transport (PIFT)	62
Specialty Care Transport (SCT)	18
Standby/Other	8

MID COAST HOSPITAL	
<i>Transports INTO facility and type</i>	<i>7,797</i>
911 Response (Scene)	6,961
Emergency Response	90
Intercept	192
Interfacility Transport	310
Medical Transport	161
Mutual Aid	43
Paramedic Interfacility Transport (PIFT)	24
Public Assistance/Other Not Listed	5
Specialty Care Transport (SCT)	2
Standby	9
<i>Transports OUT OF facility and type</i>	<i>2,018</i>
Emergency Response	68
Interfacility Transport	1,145
Medical Transport	645
Paramedic Interfacility Transport (PIFT)	122
Specialty Care Transport (SCT)	24
Standby/Other	14

MOUNT DESERT ISLAND HOSPITAL	
<i>Transports INTO facility and type</i>	<i>1,012</i>
911 Response (Scene)	933
Intercept	42
Interfacility Transport	14
Medical Transport	6
Mutual Aid	13
Public Assistance/Other Not Listed	3
Standby	1
<i>Transports OUT OF facility and type</i>	<i>518</i>
Emergency Response	4
Interfacility Transport	306
Medical Transport	149
Paramedic Interfacility Transport (PIFT)	38
Specialty Care Transport (SCT)	12
Standby/Other	9

### NORTHERN LIGHT EASTERN MAINE MEDICAL CENTER

<i>Transports INTO facility and type</i>	<i>18,467</i>
911 Response (Scene)	10,287
Emergency Response	81
Intercept	211
Interfacility Transport	5,965
Medical Transport	411
Mutual Aid	27
Paramedic Interfacility Transport (PIFT)	1,140
Public Assistance/Other Not Listed	5
Specialty Care Transport (SCT)	326
Standby	12
(blank)	2
<i>Transports OUT OF facility and type</i>	<i>4,752</i>
Emergency Response	48
Interfacility Transport	4,215
Medical Transport	353
Paramedic Interfacility Transport (PIFT)	53
Specialty Care Transport (SCT)	74
Standby/Other	9

### PEN BAY MEDICAL CENTER

<i>Transports INTO facility and type</i>	<i>4,283</i>
911 Response (Scene)	3,224
Emergency Response	236
Intercept	200
Interfacility Transport	260
Medical Transport	190
Mutual Aid	156
Paramedic Interfacility Transport (PIFT)	12
Public Assistance/Other Not Listed	2
Specialty Care Transport (SCT)	1
Standby	2
<i>Transports OUT OF facility and type</i>	<i>1,439</i>
Emergency Response	14
Interfacility Transport	908
Medical Transport	425
Paramedic Interfacility Transport (PIFT)	64
Specialty Care Transport (SCT)	14
Standby/Other	14

### NORTHERN MAINE MEDICAL CENTER

<i>Transports INTO facility and type</i>	<i>1,407</i>
911 Response (Scene)	1,105
Intercept	1
Interfacility Transport	4
Interfacility Transport	271
Medical Transport	24
Paramedic Interfacility Transport (PIFT)	2
<i>Transports OUT OF facility and type</i>	<i>431</i>
Emergency Response	17
Interfacility Transport	348
Medical Transport	24
Paramedic Interfacility Transport (PIFT)	28
Specialty Care Transport (SCT)	7
Standby/Other	7

### PENOBSCOT VALLEY HOSPITAL

<i>Transports INTO facility and type</i>	<i>1,365</i>
911 Response (Scene)	1,235
Intercept	52
Interfacility Transport	64
Medical Transport	7
Mutual Aid	3
Paramedic Interfacility Transport (PIFT)	2
Public Assistance/Other Not Listed	2
<i>Transports OUT OF facility and type</i>	<i>774</i>
Emergency Response	16
Interfacility Transport	611
Medical Transport	40
Paramedic Interfacility Transport (PIFT)	91
Specialty Care Transport (SCT)	12
Standby/Other	4

**REDINGTON FAIRVIEW GENERAL HOSPITAL**

<i>Transports INTO facility and type</i>	<i>3,493</i>
911 Response (Scene)	3,256
Emergency Response	1
Intercept	45
Interfacility Transport	103
Medical Transport	67
Mutual Aid	4
Paramedic Interfacility Transport (PIFT)	4
Public Assistance/Other Not Listed	3
Specialty Care Transport (SCT)	2
Standby	8
<i>Transports OUT OF facility and type</i>	<i>1,574</i>
Emergency Response	43
Interfacility Transport	966
Medical Transport	353
Paramedic Interfacility Transport (PIFT)	168
Specialty Care Transport (SCT)	27
Standby/Other	17

**SEBASTICOOK VALLEY HOSPITAL**

<i>Transports INTO facility and type</i>	<i>1,841</i>
911 Response (Scene)	1,662
Intercept	30
Interfacility Transport	110
Medical Transport	20
Mutual Aid	3
Paramedic Interfacility Transport (PIFT)	4
Public Assistance/Other Not Listed	5
Specialty Care Transport (SCT)	1
Standby	6
<i>Transports OUT OF facility and type</i>	<i>822</i>
Emergency Response	7
Interfacility Transport	628
Medical Transport	50
Paramedic Interfacility Transport (PIFT)	104
Specialty Care Transport (SCT)	26
Standby/Other	7

**RUMFORD HOSPITAL**

<i>Transports INTO facility and type</i>	<i>2,038</i>
911 Response (Scene)	1,891
Community Paramedicine	3
Intercept	15
Interfacility Transport	103
Medical Transport	17
Mutual Aid	1
Paramedic Interfacility Transport (PIFT)	1
Public Assistance/Other Not Listed	2
Standby	5
<i>Transports OUT OF facility and type</i>	<i>941</i>
Emergency Response	28
Interfacility Transport	732
Medical Transport	69
Paramedic Interfacility Transport (PIFT)	75
Specialty Care Transport (SCT)	30
Standby/Other	7

**SMHC - BIDDEFORD MEDICAL CENTER**

<i>Transports INTO facility and type</i>	<i>9,958</i>
911 Response (Scene)	7,754
Intercept	30
Interfacility Transport	1,145
Medical Transport	778
Mutual Aid	70
Paramedic Interfacility Transport (PIFT)	154
Public Assistance/Other Not Listed	12
Specialty Care Transport (SCT)	7
Standby	7
(blank)	1
<i>Transports OUT OF facility and type</i>	<i>2,748</i>
Emergency Response	130
Interfacility Transport	1,254
Medical Transport	1,171
Paramedic Interfacility Transport (PIFT)	159
Specialty Care Transport (SCT)	18
Standby/Other	16

SMHC - SANFORD MEDICAL CENTER	
<i>Transports INTO facility and type</i>	<i>3,187</i>
911 Response (Scene)	2,994
Intercept	45
Interfacility Transport	39
Medical Transport	37
Mutual Aid	60
Paramedic Interfacility Transport (PIFT)	1
Public Assistance/Other Not Listed	4
Standby	7
<i>Transports OUT OF facility and type</i>	<i>2,456</i>
Emergency Response	30
Interfacility Transport	1,389
Medical Transport	825
Paramedic Interfacility Transport (PIFT)	188
Specialty Care Transport (SCT)	15
Standby/Other	9

ST JOSEPH HOSPITAL	
<i>Transports INTO facility and type</i>	<i>5,654</i>
911 Response (Scene)	5,072
Intercept	77
Interfacility Transport	363
Medical Transport	86
Mutual Aid	8
Paramedic Interfacility Transport (PIFT)	35
Public Assistance/Other Not Listed	1
Specialty Care Transport (SCT)	10
Standby	2
<i>Transports OUT OF facility and type</i>	<i>1,616</i>
Emergency Response	76
Interfacility Transport	1,369
Medical Transport	64
Paramedic Interfacility Transport (PIFT)	83
Specialty Care Transport (SCT)	22
Standby/Other	2

SPRING HARBOR HOSPITAL	
<i>Transports INTO facility and type</i>	<i>2,276</i>
911 Response (Scene)	11
Intercept	2
Interfacility Transport	1,316
Medical Transport	944
Paramedic Interfacility Transport (PIFT)	1
Specialty Care Transport (SCT)	2
<i>Transports OUT OF facility and type</i>	<i>248</i>
Emergency Response	87
Interfacility Transport	85
Medical Transport	75
Standby/Other	1

ST MARYS REGIONAL MEDICAL CENTER	
<i>Transports INTO facility and type</i>	<i>5,112</i>
911 Response (Scene)	4,233
Intercept	19
Interfacility Transport	572
Medical Transport	245
Mutual Aid	27
Paramedic Interfacility Transport (PIFT)	4
Public Assistance/Other Not Listed	4
Standby	5
(blank)	3
<i>Transports OUT OF facility and type</i>	<i>2,263</i>
Emergency Response	59
Interfacility Transport	1,554
Medical Transport	543
Paramedic Interfacility Transport (PIFT)	64
Specialty Care Transport (SCT)	29
Standby/Other	14

STEPHENS MEMORIAL HOSPITAL	
----------------------------	--

<i>Transports INTO facility and type</i>	<i>2,769</i>
911 Response (Scene)	2,514
Emergency Response	31
Intercept	132
Interfacility Transport	24
Medical Transport	28
Mutual Aid	13
Paramedic Interfacility Transport (PIFT)	4
Public Assistance/Other Not Listed	2
Standby	21

<i>Transports OUT OF facility and type</i>	<i>1,800</i>
Emergency Response	22
Interfacility Transport	1,341
Medical Transport	311
Paramedic Interfacility Transport (PIFT)	101
Specialty Care Transport (SCT)	19
Standby/Other	6

VA HEALTHCARE SYSTEM - TOGUS	
------------------------------	--

<i>Transports INTO facility and type</i>	<i>831</i>
911 Response (Scene)	5
Interfacility Transport	602
Medical Transport	197
Paramedic Interfacility Transport (PIFT)	24
Specialty Care Transport (SCT)	3

<i>Transports OUT OF facility and type</i>	<i>672</i>
Emergency Response	15
Interfacility Transport	449
Medical Transport	145
Paramedic Interfacility Transport (PIFT)	60
Specialty Care Transport (SCT)	2
Standby/Other	1

TAMC - AROOSTOOK MEDICAL CENTER	
---------------------------------	--

<i>Transports INTO facility and type</i>	<i>1,954</i>
911 Response (Scene)	1,838
Intercept	11
Interfacility Transport	87
Medical Transport	10
Paramedic Interfacility Transport (PIFT)	4
Public Assistance/Other Not Listed	2
Standby	2

<i>Transports OUT OF facility and type</i>	<i>575</i>
Emergency Response	11
Interfacility Transport	491
Medical Transport	66
Paramedic Interfacility Transport (PIFT)	4
Specialty Care Transport (SCT)	2
Standby/Other	1

WALDO COUNTY GENERAL HOSPITAL	
-------------------------------	--

<i>Transports INTO facility and type</i>	<i>2,397</i>
911 Response (Scene)	2,099
Emergency Response	7
Intercept	154
Interfacility Transport	63
Medical Transport	63
Mutual Aid	6
Paramedic Interfacility Transport (PIFT)	2
Public Assistance/Other Not Listed	2
Standby	1

<i>Transports OUT OF facility and type</i>	<i>1,077</i>
Emergency Response	43
Interfacility Transport	733
Medical Transport	120
Mutual Aid	16
Paramedic Interfacility Transport (PIFT)	78
Specialty Care Transport (SCT)	26
Standby/Other	61

YORK HOSPITAL	
<i>Transports INTO facility and type</i>	<i>4,245</i>
911 Response (Scene)	2,216
Emergency Response	1,696
Intercept	12
Interfacility Transport	120
Medical Transport	79
Mutual Aid	67
Paramedic Interfacility Transport (PIFT)	50
Public Assistance/Other Not Listed	2
Specialty Care Transport (SCT)	2
Standby	1
<i>Transports OUT OF facility and type</i>	<i>427</i>
Emergency Response	32
Interfacility Transport	278
Medical Transport	83
Paramedic Interfacility Transport (PIFT)	7
Specialty Care Transport (SCT)	11
Standby/Other	16

## NEW HAMPSHIRE HOSPITALS

(NH) ANDROSCOGGIN VALLEY HOSPITAL	
<i>Transports INTO facility and type</i>	<i>4</i>
911 Response (Scene)	4
<i>Transports OUT OF facility and type</i>	<i>3</i>
Interfacility Transport	3

(NH) DARTMOUTH-HITCHCOCK MEDICAL CENTER HOSPITAL	
<i>Transports INTO facility and type</i>	<i>20</i>
Interfacility Transport	19
Medical Transport	1
<i>Transports OUT OF facility and type</i>	<i>1</i>
Interfacility Transport	1

(NH) CONCORD HOSPITAL	
<i>Transports INTO facility and type</i>	<i>2</i>
Interfacility Transport	1
Medical Transport	1
<i>Transports OUT OF facility and type</i>	<i>0</i>
N/A	

(NH) FRISBIE MEMORIAL HOSPITAL	
<i>Transports INTO facility and type</i>	<i>235</i>
911 Response (Scene)	206
Intercept	1
Interfacility Transport	13
Medical Transport	8
Mutual Aid	6
Paramedic Interfacility Transport (PIFT)	1
<i>Transports OUT OF facility and type</i>	<i>18</i>
Interfacility Transport	14
Medical Transport	1
Paramedic Interfacility Transport (PIFT)	1
Specialty Care Transport (SCT)	2

<b>(NH) HUGGINS HOSPITAL</b>	
<i>Transports INTO facility and type</i>	<i>8</i>
911 Response (Scene)	6
Interfacility Transport	1
Mutual Aid	1
<i>Transports OUT OF facility and type</i>	<i>19</i>
Interfacility Transport	13

<b>(NH) MEMORIAL HOSPITAL</b>	
<i>Transports INTO facility and type</i>	<i>174</i>
911 Response (Scene)	169
Intercept	1
Medical Transport	4
<i>Transports OUT OF facility and type</i>	<i>14</i>
Interfacility Transport	4
Medical Transport	2
Specialty Care Transport (SCT)	8

<b>(NH) PORTSMOUTH REGIONAL HOSPITAL</b>	
<i>Transports INTO facility and type</i>	<i>1,348</i>
911 Response (Scene)	927
Intercept	24
Interfacility Transport	305
Medical Transport	44
Mutual Aid	23
Paramedic Interfacility Transport (PIFT)	21
Public Assistance/Other Not Listed	1
Specialty Care Transport (SCT)	2
(blank)	1
<i>Transports OUT OF facility and type</i>	<i>13</i>
Interfacility Transport	7
Medical Transport	2
Specialty Care Transport (SCT)	4

<b>(NH) WENTWORTH DOUGLASS HOSPITAL</b>	
<i>Transports INTO facility and type</i>	<i>1,368</i>
911 Response (Scene)	1,227
Intercept	8
Interfacility Transport	25
Medical Transport	53
Mutual Aid	42
Paramedic Interfacility Transport (PIFT)	2
Public Assistance/Other Not Listed	1
Specialty Care Transport (SCT)	3
Standby	2
<i>Transports OUT OF facility and type</i>	<i>36</i>
Emergency Response	2
Interfacility Transport	29
Medical Transport	2
Specialty Care Transport (SCT)	3

*This project is supported by the Health Resources and Services Administration (HRSA), Maternal and Child Health Bureau (MCHB), Emergency Medical Services for Children (EMSC) State Partnership grant program, Grant # H33MC31622.*

*This information or content and conclusions are those of the author and should not be construed as the official position or policy of, nor should any endorsements be inferred by HRSA, HHS or the U.S. Government.*

*Any discrepancies, errors or omissions are unintentional.*